

1. DECLARATION OF OPENING/ANNOUNCEMENT OF VISITORS

The Shire President Cr Stokes declared the meeting open at 2.02 pm and welcomed members and Graham Stanley Chief Executive Officer as well as Tom Findlay Works Supervisor.

2. RECORD OF ATTENDANCE / APOLOGIES / LEAVE OF ABSENCE

ATTENDANCE

Cr R.J. Stokes	President
Cr K.L. Caffell	Deputy President
Cr B.F. Stokes	Member
Cr S.A. Uppill	Member
Cr S.J. Jefferies JP	Member
Graham Stanley	Chief Executive Officer
Tom Findlay	Works Supervisor (2.02pm – 3.45pm)
Tanya Greenwood	Public Relations Officer (3.10pm – 3.55pm)
Gavin Charlton	Tammin P & C (2.07pm – 2.35pm)

APOLOGIES

Nil

LEAVE OF ABSENCE

Cr M.D. Greenwood Member

3. RESPONSE TO PREVIOUS PUBLIC QUESTIONS TAKEN ON NOTICE

Nil

4. PUBLIC QUESTION TIME

There were no members of the public present during question time.

5. APPLICATIONS FOR LEAVE OF ABSENCE

Cr Caffell requested Leave of Absence for the July 2010 Ordinary Meeting and leave was granted.

6. DECLARATION OF MEMBER'S INTERESTS IN AGENDA ITEMS

<u>Councillor</u>	<u>Item Number</u>	<u>Nature of Interest</u>
R Stokes	11.2	Financial – child member of class involved
B. Stokes	11.2	Impartial – member of P&C and children attend Tammin School

7. CONFIRMATION OF MINUTES OF PREVIOUS MEETINGS

7.1 Ordinary Council Meeting Minutes – 20 May 2010

STATUTORY ENVIRONMENT

Section 5.22(2) of the *Local Government Act* provides that minutes of all meeting to be kept and submitted to the next full Council meeting for confirmation.

STAFF RECOMMENDATION

That the minutes of the Ordinary Council meeting held on 20 May 2010, be confirmed as a true and correct record.

Simple Majority Required

MIN 044/10 MOTION – MOVED Cr Caffell seconded Cr Jefferies

That the minutes of the Ordinary Council meeting held on 20 May 2010, be confirmed as a true and correct record.

CARRIED 5/0

8. ANNOUNCEMENTS BY PRESIDING PERSON WITHOUT DISCUSSION

Graham Stanley left the meeting at 2.06pm and returned 2.07pm.

9. PETITIONS/DEPUTATIONS/PRESENTATIONS/SUBMISSIONS

Mr Gavin Charlton from Tammin P&C joined the meeting at 2.07pm

He presented a case for a grassed area at the Tammin Primary school and was seeking assistance from Council.

Mr Gavin Charlton left the meeting at 2.35pm.

After Mr Charlton left the meeting Council discussed the matter. Whilst Council is sympathetic with what the P&C is trying to achieve it has concerns that what the P&C is proposing will create a burden on the Shire and community that is really the responsibility of the State Government through the Education Department. Council is will to work with the P&C to find solutions that will not create an ongoing burden on the Shire.

10. REPORTS OF COMMITTEES/COUNCILLORS

11. AGENDA ITEMS

- 11.1 Entrance Statements (ASS-337, 338, 393, 427)
- 11.2 Tammin Primary School Pre-Primary Year 1 Excursion (EDU-00)
- 11.3 Tammin Lot 122 Reserve 18701 "Police"-Proposed Disposal (ASS-1162)
- 11.4 Tender 02/10 Plant Replacement – Multi Tyred Roller TN205 (TEND-33)
- 11.5 List of Payments April 2010 (FIN-05)
- 11.6 Financial Report to 30 April 2010 (FIN-05)

Item 11.4 was brought forward in order of discussion to enable the Works Supervisor Tom Findlay to have input prior to departing for work commitments.

11.4 Tender 02/10 Plant Replacement – Multi Tyred Roller TN205 (TEND-33)

Author – GP Stanley, CEO, 11 June 2010 Interest – Nil

PREVIOUS REFERENCE

Nil

BACKGROUND

At the May meeting of Council tenders for the replacement of Councils multi tyred roller TN205 were authorised. Tenders were called and closed on Monday 14th June at 3pm.

COMMENT

Attached to this report is a spreadsheet that shows the details of the tenders received. In all 8 tenders were received from 6 different suppliers. Two of the tenders received were "No Trade" options submitted as alternatives by two of the companies. In addition to the two "No Trade" options one of the other tenders was only for the supply of a new machine with no price submitted on the trade.

The lowest price was provided by CJD Equipment on a Volvo PT-125R who provided two quotes - \$116,000 net of GST after trade or \$121,000 net of GST with no trade. Next was Conplant with an Amman AP240 with a changeover price of \$129,950 net of GST or a "No Trade" price of \$130,000 after GST. Effectively this gives a value for the trade in of \$50.00. On enquiry I have determined that we could expect to get around \$5,000 for the roller if we were to sell it separately. If this were to be achieved it would make the changeover on the Ammann around \$125,000. Other prices ranged from \$140,500 net of GST for a Hamm GRW-280 from Wirtgen Group to \$171,770 net of GST for a CAT PS-150 HW from Westrac.

Unfortunately CJD Equipment have not provided a specification sheet for the Volvo or a list of referees which was requested in the tender. The CJD was the worst prepared, least complete tender received. I emailed them seeking further information and they phoned back this morning. They advised that the Volvo has bought out Ingersoll Rand and the machine comes from the Ingersoll Rand Factory & they haven't been supplied with a brochure. They are endeavouring to obtain the information and also forward a list of referees.

I have spoken with a number of Councils who have Ammann AP240 rollers and they are all extremely happy with their machines and the service and backup provided by Conplant. Technically the Ammann roller is a very up to date machine and I have had positive feedback from experienced road construction industry people on the quality of the machine being offered. Conplant has supplied a long list of Councils, plant hire companies and road construction contractors who have purchased their machines and also provided a copy of a highly complementary reference from the Southern Gateway Alliance.

Whilst some of the other machines have their merits the price difference and the positive feedback on the Amman and Conplant really only give Council two alternatives worth considering either the Volvo or the Ammann. With highly positive feedback on the Ammann and Conplant, no feedback on the Volvo and some negative feedback received on the lack of support and service by CJD. I recommend that Council accepts the tender from Conplant for an Ammann AP240 Multi Tyred Roller for a cost of \$143,000 including GST with no trade and authorises the CEO to sell the 1989 Multipac VP 2000 used roller TN.205 privately.

FINANCIAL IMPLICATIONS

\$130,000 net of GST to be funded from funds set aside for the purchase of a new or second hand tip truck. If the machine is not delivered prior to 30th June 2010 the purchase will be included in the 2010/11 Annual Budget.

POLICY IMPLICATIONS

Nil

STATUTORY ENVIRONMENT

Local Government Act Section 3.57

"3.57. Tenders for providing goods or services

- (1) A local government is required to invite tenders before it enters into a contract of a prescribed kind under which another person is to supply goods or services.*
- (2) Regulations may make provision about tenders."*

Local Government (Functions and General) Regulations 1996 Division2 Legislation 11 – 24 covers all of the requirements relating to tenders.

STRATEGIC PLAN IMPLICATIONS

Nil

FUTURE PLAN IMPLICATIONS

Bringing forward of the replacement of the roller.

COMMUNITY CONSULTATION

Nil

STAFF RECOMMENDATION

That Council accepts the Tender from Conplant to supply an Ammann AP240 Multi Tyred Roller on a "No Trade" basis for the sum of \$143,000 including GST and authorises the CEO to obtain quotes for the outright purchase of the existing 1989 Multipac VP 2000 roller TN.205 and accept the quote he considers the most advantageous to the Shire.

Absolute Majority Required

MIN 045/10 MOTION – MOVED Cr Uppill seconded Cr Jefferies

That Council accepts the Tender from Conplant to supply an Ammann AP240 Multi Tyred Roller on a “No Trade” basis for the sum of \$143,000 including GST and authorises the CEO to obtain quotes for the outright purchase of the existing 1989 Multipac VP 2000 roller TN.205 and accept the quote he considers the most advantageous to the Shire.

CARRIED 5/0

**TENDER 02/10 - Supply of Self Propelled Multi Tyred Roller
& Trade of 1989 Multipac VP 2000 Roller TN.205**

Supplier	Make	Model	Price Inc GST	Trade Inc GST	Changeover Inc GST	Changeover Net of GST	Warranty	Engine	Power	Weight Range
Westrac	CAT	PS-150C H	\$ 199,947.00	\$ 11,000.00	\$ 188,947.00	\$ 171,770.00	36mths 6,000 hrs	Cat 3054C	75kw @ 7rpm	12,940kg - 17,273kg
CID Equipment	Volvo	PT-125R	\$ 144,100.00	\$ 16,500.00	\$ 127,600.00	\$ 116,000.00	12 mths 2500 hrs	Cummins 83.3T-85	63.4kw @ 2600rpm	Not stated
CID Equipment	Volvo	PT-125R	\$ 133,100.00	No Trade	\$ 133,100.00	\$ 121,000.00	12 mths 2500 hrs	Duetz TCD 2012 104 2V	63.4kw @ 2600rpm	Not stated
Wirgen Group	Hamm	GRW-280	\$ 162,800.00	\$ 8,250.00	\$ 154,550.00	\$ 140,500.00	12 mths 1000 hrs	Cummins OS83.3 C99 T3	100kw @ 2300rpm	9650 kg - 20,900 kg
Compliant	Ammann	AP240	\$ 148,445.00	\$ 5,500.00	\$ 142,945.00	\$ 129,950.00	24 mths 2000 hrs	Cummins OS83.3 C99 T3	74kw @ 2200rpm	9945kg - 18,945 kg Optional to 24,000 kg
Compliant	Ammann	AP241	\$ 143,000.00	No Trade	\$ 143,000.00	\$ 130,000.00	24 mths 2000 hrs 24mths 3000 hrs + additional powertrain warranty Syrs 3000hrs	Cummins OS83.3 C99 T3	74kw @ 2200rpm	9945kg - 18,945 kg Optional to 24,000 kg
ERS Equipment	Multipac	YL25C	\$ 168,300.00	\$ 12,100.00	\$ 156,200.00	\$ 142,000.00	3000hrs	Cummins 4BT 3.9 c-110	82kw @ 7 Rpm	14,000kg - 25,000kg
Dynapac	Dynapac	CP224W	\$ 188,430.00	No Trade	\$ 188,430.00	\$ 171,300.00	Not Stated	Cummins OS83.3 C99 T3	74kw @ 2200rpm	9450kg - 21,000 kg

11.1 Entrance Statements (ASS-337, 338, 393, 427)

Author – TB Greenwood, PRO, 16 March 2010 Interest – Nil

PREVIOUS REFERENCE

- Item 11.19 – 21 August 2008 refers
- Item 11.1 – 19 February 2009 refers
- Item 11.5 – 21 May 2009 refers.
- Item 11.2 – 18 June 2009 refers.
- Item 11.3 – 15 July 2009 refers.
- Item 11.4 – 20 May 2010 refers.

BACKGROUND

In September 2006 Councillors suggested the Main Roads WA owned lots on the west side of Tammin would be the ideal location for an entry statement – proposing old machinery as the style. A similar proposal was made in May 2000 – although the outcome is not known.

Main Roads WA responded indicating purchase would cause difficulties and complications however a lease would be relatively simple to arrange.

On 20 March 2008 Council resolved that the development of the lots on the west side of Tammin be considered as part of the annual roads and properties inspections. This was not done.

On 21 August 2008 Council resolved that:

- Melaleuca trees be planted behind the signs on the east and western approaches to Tammin to give the signs some more body;
- the feasibility of installing sola powered lighting of the signs be researched; and
- the possibility of the lease of the Main Roads WA owned land on the west side of Tammin continue to lay on the table pending the provision of a development proposal from the Tidy Towns Committee.

Council resolved in May 2009 that:

- provision be included in the draft 2009/10 Budget to remove the east and west entrance statement signage and re-install these on the directional sign opposite Kadjiny Kep;
- purchase larger signage for installation on the town approaches;
- Staff be requested to provide an estimate to construct a limestone block surround for all the 4 signs;
lay on the table to allow a sketch to be prepared.

In June 2009 Council resolved that the item lay on the table until the July Ordinary Council meeting to allow further designs to be prepared by Councillors.

One design was received – from Cr Bernard Stokes. The design comes with the comments:

- Definitely frame the existing sign with steel or timber.
- The blocks can't go too high otherwise they will need reinforcement.
- Remember the back is just as important so you see it as you leave.
- The sign could be set into the blocks instead of floating on rods.
- The angle blocks point towards the road.

Council resolved in May 2010:

- That council agreed to re-visiting the design of the proposed entry statements with the possibility of re-designing it to fall within the parameters of the existing branding.
- That council agreed to use a portion of the \$6,810.00 available in the 2009/10 budget to commission Danthonia Designs to create a custom design system that meets our current branding strategy.

COMMENT

Following Council's agreement to re-visit the design of Tammin's entry statements contact Danthonia produced the following drawings for consideration with comments. Comments from Councillors are also noted.



Danthonia Comment

Design A mimics the roof of the hydrology model and the themes of soil and water in the motifs.

Councillor Comment


This design was the preference of Councillors R Stokes, L Caffell, M Greenwood, B Stokes, S Uppill.

Cr Uppill suggested that the windmill be included. Cr B Stokes stated that this design is quiet striking and tells the story simply.

Cr Caffell likes the "Welcome to" statement.

PRO Comment

Although this design is an artistic representation of the hydrology model, it is the PRO's opinion that this message would be lost in translation to passing traffic unless passers were aware of the Kep the design may just represent a giant clam. Additionally the aqua-green representing the theme of water seems misplaced and should perhaps be changed to the blue used in Tammin's shield. The wording "Shire of" should not be included in any of the entry statements due to imminent structural reform.



Danthonia Comment

This design repeats the vocabulary of the Tammin Alcoa Landcare Education Centre, it continues the Terra cotta theme, incorporates a painting of the hydrology model and a watermark of the windmill. The base also matches the architecture of the amphitheatre. We would recommend a painting rather than a photo for this since in a painting you are able to emphasise key recognisable features, increase contrasts and leave off or fade back elements that may detract. This all helps drive-by traffic to recognise this landmark. This is the tallest design of the three but we don't think it will be a line of sight issue for the traffic sign beyond it.

Councillor Comment

This design was the preference of Cr Jefferies due to the height of the structure.


Cr Caffell commented that the watermark windmill added to the rural WA feel.

Cr Uppill stated that the image of Kadjiny Kep needs to be left off the entry statements as it spoils the overall appeal.

Cr R Stokes does not like the word "Tammin" placed vertically as this may prove difficult for passing traffic to read.

PRO Comment

As this is the tallest of all three initial designs, it does have the most presence. The image of Kadjiny Kep wouldn't be absorbed by passing traffic and detracts from the overall appeal. The wording "Shire of" should not be included in any of the entry statements due to imminent structural reform.



Danthonia Comment

Design C is similar to Design B except it is lower profile. It incorporates the hydrology model, the windmill watermark, the blue wave representing the theme of soil and water.

Councillor Comment

Out of the three initial designs this design was preferred second best.

PRO Comment

This design has very little appeal. The aqua-green representing the theme of water seems misplaced and should perhaps be changed to the blue used in Tammin's shield. The word "Shire" should not be included in any of the entry statements due to imminent structural reform.

Following comment and further design parameter guidelines Danthonia submitted original design "A" revised and 2 new designs.



Danthonia Comment

Design A mimics the roof of the hydrology model and the themes of soil and water in the motifs. A watermark of the windmill was included and the wording "Shire of" removed and replaced with a larger "Welcome to". The aqua-green representing the theme of water was replaced with the dark blue as per the shield of Tammin.

Councillor Comment

This design was the preference of Councillors R Stokes, B Stokes, S Uppill and S Jefferies.

Cr Uppill stated that he still preferred design A to the revised sign.

PRO Comment

Even though there is the artistic representation of the hydrology model, and the colour of the motif has been changed, it is still the PRO's opinion that this message would be lost in translation to passing traffic.



Danthonia Comment

The windmill is a stronger element in this design. The wheat and the themes of soil and water are represented in the motifs.


Councillor Comment

Cr Uppill said that this design was too busy.

Cr Greenwood said that this was his overall favourite design as it was symbolic of Tammin's industry and heritage.

PRO Comment

This design is an effective representation of country WA. It encompasses Tammin's wheat industry, represents the element of water which reflects the hydrology model. The alternative to this design would be changing the wheat to cream as this would lighten the overall design as illustrated below.



Danthonia Comment

A bold design representing the themes of soil, water and wheat.

Councillor Comment

Cr Uppill said that this design was too busy.

Cr Caffell showed the designs to Narelle, who thought this design was aesthetically pleasing as it represented the colours of the soil and rain. The blue 3 colour image frames the wording. The raindrops have aboriginal design elements.

PRO Comment

A visually bold design. There is a strong theme of both rustic and contemporary design. This design may be more suited to an area with a larger rainfall or that has a larger water body, such as a coastal town, as the water theme is proportionally the larger design element.

FINANCIAL IMPLICATIONS

Nil

POLICY IMPLICATIONS

Nil

STATUTORY ENVIRONMENT

Nil

STRATEGIC PLAN IMPLICATIONS

Nil

FUTURE PLAN IMPLICATIONS

Nil

COMMUNITY CONSULTATION

Cr Greenwood indicated that it would be a sensible decision to involve the community in the choosing an entry statement for the town.

Allowing community members to be involved in the decision making process will produce a sense of ownership, pride and belonging. Ways to achieve this include;

- Asking the primary school children to choose their favourite design and write a short essay as to why. The 'winning' essay could be published in the Tabloid.
- Create a ballot in which the community could participate.
- Setting up an online survey powered by Survey Monkey (a dummy survey has been created for demonstration)

STAFF RECOMMENDATION

1. That council considers involving the community in deciding which entry statement would be used.

Simple Majority Required

MIN 046 /10 MOTION – MOVED Cr Jefferies seconded Cr B Stokes

That Council selects a design based on option D however windmill slightly enhanced and a final design be submitted to Council for endorsement.

CARRIED 4/1

Cr Caffell requested that her name be recorded as voting against the motion.

Tom Findlay left meeting at 3.45pm.

Cr R Stokes declared financial interest in item 11.2 and left the meeting at 3.46pm.

Cr B Stokes declared impartiality interest in item 11.2 but stayed in the meeting.

11.2 Tammin Primary School Pre-Primary Year 1 Excursion

Author – TB Greenwood, PRO, 09 June 2010


Interest – Impartiality Interest, Son in Year One

PREVIOUS REFERENCE

Nil

BACKGROUND

Correspondence was received from Pre-Primary/Year 1 teacher Lauren Murgia requesting that the Council considers waiving the cost per kilometre for an excursion to AQUA on the 23rd of June 2010. Correspondence included below.



Graham Stanley
CEO
Tammin Shire
Great Eastern HWY
Perth, WA 6409

09/06/10

Subject: Bus cost

Dear Graham,


I am writing to you as I am a teacher at Tammin Primary school who would like to hire the shire bus on the 23rd June to take the current Pre Primary and year 1 students to AQUA in Perth at Hillary's Boat harbour. Our theme this term has been under the sea and I feel this excursion would be very beneficial to the students learning because:

1. Many students have never seen the sea or animals which live within which will be a wonderful experience for any child.
2. It would consolidate what we have learnt this term.
3. Literacy and numeracy skills will be furthered as students will learn new vocabulary and use mathematical skills in real life situations. For example: how many fish are in this tank.

I am writing to you as I am allocated a class budget which is needed for everyday materials for early childhood children such as paper, cardboard, paints. This budget is not significant enough to cover the cost of the of entry to AQUA, 70 cents per kilometre and fuel for hire of the bus. As Tammin Primary School is apart of the community I am asking you to consider wavering the cost per kilometre for this wonderful learning opportunity.

Sincerely

Lauren Murgia



COMMENT

It needs to be noted that the income generated through the bus hire is largely concessional and due to this there may be the possibility that there will be insufficient funds to purchase a replacement vehicle when the time arises.

FINANCIAL IMPLICATIONS

It is approximately a 400 kilometres return trip which would generate an income of \$280.00.

POLICY IMPLICATIONS

Nil

STATUTORY ENVIRONMENT

Nil

STRATEGIC PLAN IMPLICATIONS

Nil

FUTURE PLAN IMPLICATIONS

Nil

COMMUNITY CONSULTATION

Nil

STAFF RECOMMENDATION

1. That the Council agrees to waiver the costs \$0.70 per kilometre for an educational trip to AQUA by the Pre-Primary and Year 1 students of Tammin Primary School.

Simple Majority Required

MIN 047 /10 MOTION – MOVED Cr B Stokes seconded Cr Jefferies

1. That the Council agrees to waiver the costs \$0.70 per kilometre for an educational trip to AQUA by the Pre-Primary and Year 1 students of Tammin Primary School.

CARRIED 3/1

Cr Uppill requested that his name be recorded as voting against the motion.

Cr R Stokes returned to the meeting at 3.54pm.

The meeting adjourned at 3.55 for afternoon tea.

11.3 Tammin Lot 122 Reserve 18701 “Police”-Proposed Disposal (ASS-1162)

Author – GP Stanley, CEO, 11 June 2010 Interest – Nil

PREVIOUS REFERENCE

Nil

BACKGROUND

The Department of Regional Development and Lands has written the following:

“The WA Police Service has identified the abovementioned lot as surplus to requirements and proposes to sell this on the open market. I have attached a plan for your information. The land is vacant, zoned “Public Purposes-Police” and comprises an area of 4571m². It appears that the reserve has never been developed for its designated purpose.

May I please have your comments on the proposal.

Should you require further information about the property, do not hesitate to contact me.

Yours sincerely,
Janice Leeman”

COMMENT

It is highly unlikely that this land would be ever required for Public Purposes. Currently it is zoned “Public Purposes” and if is to be used for any other purpose it will require an amendment to the Town Planning Scheme. The cost of this should be borne by the State as they will receive the proceeds from the sale of land. The land surrounding it is zoned residential R12.5 apart from the land to the north which is outside of the townsite boundary

and is zoned "rural". It would be appropriate for the land to be zoned residential as well. To get best value from the land it would be advisable for it to be subdivided to create more lots.

Some of the lots to be created would be accessed via the gravel section of Strang Street. If subdivision was approved it would be advisable to seek a contribution towards the sealing and kerbing of this section of Strang Street to minimise dust and drainage problems caused by development and the additional traffic it would create.

As Council is interested in developing further Council housing within Tammin it may be interested in purchasing one or more of any new lots created.

FINANCIAL IMPLICATIONS

Nil

POLICY IMPLICATIONS

Nil

STATUTORY ENVIRONMENT

Nil

STRATEGIC PLAN IMPLICATIONS

In accordance with Councils Strategic Plan. 2 - Housing "Identify and develop land for housing"

FUTURE PLAN IMPLICATIONS

Nil

COMMUNITY CONSULTATION

Nil

STAFF RECOMMENDATION

That Council advises the Department of Regional Development and Lands that it supports the proposal to sell Tammin Lot 122 Reserve 18701 however also advises

- (a) That Lot 122 will need to be rezoned and that this should be at the Department or Developers cost;
- (b). That Council would prefer the land to be used for residential purposes;
- (c) That Council would prefer the land to be subdivided to create a number of additional lots;
- (d) If the lot is subdivided Council will seek a contribution of 50% of the cost of sealing and kerbing the section of Strang Street that services the land;
- (e) That Council may be interested in purchasing one or more of the new lots created;

Simple Majority Required

MIN 048 /10 MOTION – MOVED Cr Caffell seconded Cr Uppill

That Council advises the Department of Regional Development and Lands that it supports the proposal to sell Tammin Lot 122 Reserve 18701 however also advises

- (a) That Lot 122 will need to be rezoned and that this should be at the Department or Developers cost;
- (b). That Council would prefer the land to be used for residential purposes;
- (c) That Council would prefer the land to be subdivided to create a number of additional lots;
- (d) If the lot is subdivided Council will seek a contribution of 50% of the cost of sealing and kerbing the section of Strang Street that services the land;
- (e) That Council may be interested in purchasing one or more of the new lots created;

CARRIED 5/0

11.5 List of Payments May 2010 (FIN-05)

Author – Jenny Gemund, Administration Officer, 11 June 2010 Interest – Nil

BACKGROUND

Accounts paid for May 2010 is listed totalling:

Cheque numbers	003494 – 003565	\$ 118,622.36
Debit payments	01.05. – 31.05.2010	\$ 15,182.13
Licensing Transfers	01.05. – 31.05.2010	\$ 10,572.60
Bank Fees	01.05. – 31.05.2010	\$ 133.20
Visa payments	01.05. – 31.05.2010	\$ 76.95
EFT Payments	01.05. – 31.05.2010	\$ 31,995.30
Total payments		\$176,582.54

COMMENT

No abnormal expenditure has occurred.

FINANCIAL IMPLICATIONS

Nil

POLICY IMPLICATIONS

Nil

STATUTORY ENVIRONMENT

Regulation 13 of the Local Government (Financial Management) Regulations 1996 provides that:

- (1) If the local government has delegated to the CEO the exercise of its power to make payments from the municipal fund or the trust fund, a list of accounts paid by the CEO is to be prepared each month showing for each account paid since the last such list was prepared –
 - (a) the payee's name;*
 - (b) the amount of the payment;*
 - (c) the date of the payment; and*
 - (d) sufficient information to identify the transaction.**
- (2) A list of accounts for approval to be paid is to be prepared each month showing –
 - (a) for each account which requires council authorisation in that month –
 - (i) the payee's name;*
 - (ii) the amount of the payment; and*
 - (iii) sufficient information to identify the transaction;**
 - and*
 - (b) the date of the meeting of the Council to which the list is to be presented.**
- (3) A list prepared under subregulation (1) or (2) is to be –
 - (a) presented to the Council at the next ordinary meeting of the council after the list is prepared; and*
 - (b) recorded in the minutes of that meeting.**

STRATEGIC PLAN IMPLICATIONS

Nil

FUTURE PLAN IMPLICATIONS

Nil

COMMUNITY CONSULTATION

Nil

STAFF RECOMMENDATION

That the list of accounts period for May 2010 be as follows

Cheque numbers	003494 – 003565	\$ 118622.36
Debit payments	01.05. – 31.05.2010	\$ 15182.13
Licensing Transfers	01.05. – 31.05.2010	\$ 10572.60
Bank Fees	01.05. – 31.05.2010	\$ 133.20
Visa payments	01.05. – 31.05.2010	\$ 76.95
EFT Payments	01.05. – 31.05.2010	\$ 31995.30

Total payments
be endorsed. \$176582.54

Simple Majority Required

MIN 049 /10 MOTION – MOVED Cr Jefferies seconded Cr B Stokes

That the list of accounts period for May 2010 be as follows

Cheque numbers	003494 – 003565	\$ 118622.36
Debit payments	01.05. – 31.05.2010	\$ 15182.13
Licensing Transfers	01.05. – 31.05.2010	\$ 10572.60
Bank Fees	01.05. – 31.05.2010	\$ 133.20
Visa payments	01.05. – 31.05.2010	\$ 76.95
EFT Payments	01.05. – 31.05.2010	\$ 31995.30

Total payments
be endorsed. \$176582.54

CARRIED 5/0

11.6 Financial Report to 31 May 2010 (FIN-05)

Author – MT Henry, Senior Finance Officer, 11 June 2010 Interest – Nil

BACKGROUND

The Financial Report for 2009/10 to 31 May is attached.

COMMENT

The Financial Report has been prepared in the format requested by Council.

The effect of the Council's Policy decision on reporting variances is shown in the far right column – being the calculated variance between the Actual Column and the YTD Budget column figures where the variance is greater than 10% and \$5,000.

FINANCIAL IMPLICATIONS

No significant implications.

POLICY IMPLICATIONS

Council resolved (Item 11.10 – 20 August 2009) that in accordance with section 34(5) of the *Local Government (Financial Management) Regulations 1996* a variance percentage of 10% and \$5,000 be adopted for reporting material variances.

STATUTORY ENVIRONMENT

Regulation 34 of the *Local Government (Financial Management) Regulations 1996* requires a Statement of Financial Activity to be prepared each month, which is to contain the following details:

- (a) *annual budget estimates;*
- (b) *budget estimates to the end of the month;*
- (c) *actual amount of expenditure and revenue;*
- (d) *material variances between comparable amounts in (b) and (c) above; and*
- (e) *the net current assets at the end of the month to which the statement relates (i.e. surplus / (deficit) position).*

The Statement is to be accompanied by:

- (a) *explanation of the composition of net current assets, less committed assets and restricted assets;*
- (b) *explanation of the material variances; and*
- (c) *such other information considered relevant by the local government.*

STRATEGIC PLAN IMPLICATIONS

Nil

FUTURE PLAN IMPLICATIONS

Nil

COMMUNITY CONSULTATION

Nil

STAFF RECOMMENDATION

That the Financial Report for May 2010 be received.

Simple Majority Required

MIN 049 /10 MOTION – MOVED Cr Jefferies seconded Cr B Stokes

That the Financial Report for May 2010 be received.

CARRIED 5/0

12. ELECTED MEMBERS MOTIONS OF WHICH PREVIOUS NOTICE HAS BEEN GIVEN
Nil

13. NEW BUSINESS OF AN URGENT NATURE INTRODUCED BY DECISION OF MEETING
Nil.

14. CLOSURE OF MEETING

There being no further business the President closed the meeting at 4.40 pm.

Tabled before the Ordinary Council Meeting on 22 July 2010.

Cr R.J. Stokes, President

ATTACHMENTS ITEM 11.5

PAYMENTS LIST MAY 2010

Date	Reference	Supplier Name	Details	Amount
Cheque Payments				
06/05/2010	3494	Amber Auto Electrics	Parts & Repairs TN482	4,478.35
06/05/2010	3495	Austral Mercantile Collections Pty Ltd	Legal expenses for rates collection	908.49
06/05/2010	3496	Belle Nominees Pty Ltd	Tow n Hall - w eather seals	26,907.00
06/05/2010	3497	Charles Smith Contracting P/L	Parts & Repairs TN251, TN205	1,298.00
06/05/2010	3498	Cunderdin Panel Beaters	Parts & Repairs TN1	704.55
06/05/2010	3499	G.J Jones Plumbing & Gas	Tow n Hall - kitchen upgrade	6,600.00
06/05/2010	3500	JR & A Hersey Pty Ltd	Uniforms	165.00
06/05/2010	3501	Northam Bearing Sales	Parts & Repairs TN302	48.15
06/05/2010	3502	Sigma Chemicals	Kadjiny Kep - chlorine	138.60
06/05/2010	3503	Sir Roden and Lady Cutler Foundation	Donation- Big Roll	130.00
06/05/2010	3504	Skipper Truck Parts	Parts & Repairs TN229	28.60
06/05/2010	3505	Tammin Hardw are	Plants, shovel,	209.40
06/05/2010	3506	Tammin Hotel	Accommodation One Step Ahead	530.00
06/05/2010	3507	Telstra	Internet & Phone 23.03-22.04.10	963.39
06/05/2010	3508	The West Australian	Death Notice	33.50
12/05/2010	3509	AMP Life Limited	Superannuation	226.27
12/05/2010	3510	Commonw ealth Retirement Savings Account	Superannuation	59.02
12/05/2010	3511	LGRCEU	Union Fees	17.40
12/05/2010	3512	Summit Personal Super	Superannuation	132.70
12/05/2010	3513	WALG Superannuation	Superannuation	2,907.34
13/05/2010	3514	Gull Tammin Roadhouse	May 2010 Account - Catering, Drinks, Papers	526.66
14/05/2010	3515	Department of Transport	Repayment MDL commission	93.41
14/05/2010	3516	Zurich Insurance	Excess payment	300.00
19/05/2010	3517	Australia Post	Postage May 2010	85.24
19/05/2010	3518	Avon Waste	Rubbish collection	1,323.45
19/05/2010	3519	BoralConstruction Materials Group Limited	Road Maintance - Jetpatching	5,940.00
19/05/2010	3520	Bunnings	Parts - various	304.35
19/05/2010	3521	City & Regional Waste Management Serv	Waste Management	3,456.96
19/05/2010	3522	City Central Signs	Signs	543.00
19/05/2010	3523	Copier Support	Toner - Photocopier	1,572.98
19/05/2010	3524	Courier Australia	Freight	60.73
19/05/2010	3525	Coventrys	Parts & Repairs TN366, TN205	399.57
19/05/2010	3526	Dexion Balcatta	Stationary	94.36
19/05/2010	3527	Dunnings Investment Pty Ltd	Road maintenance - Jetpatching	422.70
19/05/2010	3528	Enw are Australia Pty Ltd	Eyew ash station	1,183.16
19/05/2010	3529	Filters Plus	Parts & Repairs TNTR	49.50
19/05/2010	3530	JR & A Hersey Pty Ltd	Guide posts	1,430.00
19/05/2010	3531	Kellerberrin Tyre Service	Parts & Repairs TN6	870.00
19/05/2010	3532	Kleenheat Gas	Annual Gas rentals	1,233.95
19/05/2010	3533	Landgate	Rural general revaluation	2,890.35
19/05/2010	3534	Peerless Jal Pty Ltd	Soap, paper tow els	128.17
19/05/2010	3535	Perfect Computer Solutions Pty Ltd	Anti virus implementation	770.00
19/05/2010	3536	Synergy	Streetlighting 25.03-23.04.10	1,131.90
19/05/2010	3537	Tammin Post Office.	Stationary	26.90
19/05/2010	3538	Thorn Lighting Pty Ltd	Kadjiny Kep - lighting	442.20
19/05/2010	3539	Tiller's Services	Carpet cleaning - 4 Russell St	193.00
19/05/2010	3540	UHY Haines Norton	Training expenses - M. Henry & G. Stanley	2,409.00
19/05/2010	3541	Verlinden's Electrical Service (WA)	Repairs - 6 Russell St, Floodlights oval	1,736.63
19/05/2010	3542	WA Bluemetal	Road maintenance	3,438.18
19/05/2010	3543	Water Corporation	Fees 23.12.09-23.04.2010	30,791.80
19/05/2010	3544	Western Australian Local Government Assoc	Superannuation	376.74
19/05/2010	3545	WesTrac Pty Ltd	Parts & Repairs TN6, TN482	127.09
19/05/2010	3546	Yakka Pty Ltd	Uniforms	1,499.88
19/05/2010	3547	Zacks Commercial Artist	Business cards T. Greenwood	151.80
25/05/2010	3548	AMP Life Limited	Superannuation	226.27
25/05/2010	3549	Commonw ealth Retirement Savings Account	Superannuation	59.02
25/05/2010	3550	LGRCEU	Union Fees	17.40
25/05/2010	3551	Prime Super	Superannuation	45.60
25/05/2010	3552	Summit Personal Super	Superannuation	132.70
25/05/2010	3553	WALG Superannuation	Superannuation	2,727.95
31/05/2010	3565	Australian Taxation Office	BAS May 2010	2,924.00
Sub-total				118,622.36

Direct Debit payments				
03/05/2010	Debit	Commonwealth Bank of Australia	EFTPOS Fee	36.50
05/05/2010	Debit	Commonwealth Bank of Australia	Merchant Fee	32.06
18/05/2010	Debit	Motorcharge Limited	Fuels and oils May 2010	7,089.59
19/05/2010	Debit	Vicki Philipoff Settlements	Purchase 19 Station Road	8,023.98
			Sub-total	15,182.13
Licensing Transfer				
03/05/2010	J3038	Department of Transport	Licensing 03/05/2010	335.75
04/05/2010	J3039	Department of Transport	Licensing 04/05/2010	657.35
05/05/2010	J3049	Department of Transport	Licensing 05/05/2010	1,939.20
06/05/2010	J3052	Department of Transport	Licensing 06/05/2010	887.75
07/05/2010	J3057	Department of Transport	Licensing 07/05/2010	458.95
10/05/2010	J3062	Department of Transport	Licensing 10/05/2010	243.70
11/05/2010	J3064	Department of Transport	Licensing 11/05/2010	243.70
13/05/2010	J3069	Department of Transport	Licensing 13/05/2010	41.50
14/05/2010	J3070	Department of Transport	Licensing 14/05/2010	242.75
18/05/2010	J3072	Department of Transport	Licensing 18/05/2010	20.80
20/05/2010	J3074	Department of Transport	Licensing 20/05/2010	337.15
21/05/2010	J3075	Department of Transport	Licensing 21/05/2010	695.05
24/05/2010	J3076	Department of Transport	Licensing 24/05/2010	641.05
25/05/2010	J3093	Department of Transport	Licensing 25/05/2010	269.20
26/05/2010	J3095	Department of Transport	Licensing 26/05/2010	1,127.45
27/05/2010	J3098	Department of Transport	Licensing 27/05/2010	496.55
28/05/2010	J3099	Department of Transport	Licensing 28/05/2010	1,934.70
			Sub-total	10,572.60
Bank Fees				
31/05/2010	J3102	National Australia Bank	Account fees May 10 Muni Account	93.20
31/05/2010	J3103	National Australia Bank	Account fees May 10 DPI Account	20.00
31/05/2010	J3104	National Australia Bank	Account fees May 10 Trust Account	20.00
			Sub-total	133.20
VISA Payments				
04/05/2010	Visa	National Australia Bank	Monthly account fee	7.50
04/05/2010	Visa	Westnet	Internet Depot	69.45
			Sub-total	76.95
EFT Payments				
11/05/2010		Shire of Tammin	Salaries & Wages	16,816.38
25/05/2010		Shire of Tammin	Salaries & Wages	15,178.92
			Sub-total	31,995.30
			Total	176582.54

ATTACHMENTS ITEM 11.6

BALANCE SHEET		31/05/2010		2009/10		2009/10	
		ACTUAL		YTD BUDGET		BUDGET	
		\$	\$			\$	\$
CURRENT ASSETS							
Cash							
A01101	Municipal Fund Bank	860,464.02		71,130		89,607	
A01105	Municipal Fund DPI Bank	1,934.70		1,331		1,331	
A01107	Petty Cash Advance	<u>550.00</u>	862,948.72	<u>550</u>	73,011	<u>550</u>	91,488
Reserve Fund Investments							
A01111	Information Technology Reserve	13,102.09		12,999		13,129	
A01112	Plant Reserve	294,482.52		292,258		295,098	
A01113	LSL Reserve	12,133.34		12,042		12,159	
A01114	Housing Reserve	0.00		0		0	
A01115	Entitlements Reserve	5,056.45		5,016		5,067	
A01116	Aged Pensioner Units Reserve	<u>42,433.67</u>	367,208.07	<u>42,113</u>	364,428	<u>42,522</u>	367,975
Receivables							
A01121	Sundry Debtors - Rates	21,393.53		20,000		19,115	
A01122	Sundry Debtors - Other	<u>52,367.74</u>	73,761.27	<u>25,000</u>	45,000	<u>24,486</u>	43,601
Inventories							
A01190	Materials & Stock	<u>0.00</u>	0.00	<u>0</u>	0	<u>0</u>	0
TOTAL CURRENT ASSETS			1,303,918.06		482,439		503,064
CURRENT LIABILITIES							
Payables							
L01215	Sundry Creditors	105,375.53		70,000		69,146	
L01258	FESA ESL Liability	1,617.78		1,300		863	
L01259	DPI Liability	1,934.70		1,331		1,331	
L0131	PAYG Liability	0.00		0		0	
2200	Tax Clearing	0.00		0		(9,091)	
L0137	Reportable FBT	0.00		0		0	
L0134	Child Support Agency	0.00		0		0	
L0136	Superannuation	0.00		0		0	
L0133	Prepaid Income	0.00		0		0	
L0135	MEU	0.00		0		0	
L01222	Accrued Interest - Current	0.00		0		1,736	
L01235	Accrued Salaries & Wages	<u>0.00</u>	108,928.01	<u>0</u>	72,631	<u>10,100</u>	74,085
Interest Bearing Liabilities							
L01221	Loan Liability (Debentures)	<u>9,483.29</u>	9,483.29	<u>7,908</u>	7,908	<u>64,264</u>	64,264
Provisions							
L01225	Provision For Annual Leave	0.00		0		39,648	
L01226	Provision For LSL	<u>0.00</u>	0.00	<u>0</u>	0	<u>0</u>	39,648
TOTAL CURRENT LIABILITIES			118,411.30		80,539		177,997
NET CURRENT POSITION			1,185,506.76		401,900		325,067

BALANCE SHEET (continued)		31/05/2010		2009/10		2009/10	
		ACTUAL		YTD BUDGET		BUDGET	
		\$	\$	\$	\$	\$	\$
NON CURRENT ASSETS							
Property, Plant & Equipment							
A01512	Land	45,153.00	45,153.00	52,850	52,850	52,850	52,850
A01522	Buildings	2,389,630.82		2,859,613		2,859,613	
A01521	Less Accumulated Depreciation	(533,289.06)	1,856,341.76	(533,143)	2,326,470	(567,159)	2,292,454
A01542	Furniture & Equipment	200,904.45		202,869		202,869	
A01541	Less Accumulated Depreciation	(187,003.49)	13,900.96	(186,798)	16,071	(190,276)	12,593
A01572	Plant & Equipment	1,420,196.08		1,589,985		1,589,985	
A01571	Less Accumulated Depreciation	(1,049,261.89)	370,934.19	(1,050,343)	539,642	(1,018,865)	571,120
A01582	Tools	2,795.93		2,796		2,796	
A01581	Less Accumulated Depreciation	(2,795.93)	0.00	(2,796)	0	(2,796)	0
A0159	Landcare Centre Equipment	0.00		0		0	
A01591	Less Accumulated Depreciation	0.00	0.00	0	0	0	0
Infrastructure							
A01533	Infrastructure - Roads	29,998,171.70		29,998,172		30,468,032	
A01531	Less Accumulated Depreciation	(9,949,190.00)	20,048,981.70	(10,044,190)	19,953,982	(10,139,190)	20,328,842
A0156	Infrastructure - Footpaths	455,558.00		455,558		525,558	
A01561	Less Accumulated Depreciation	(298,464.00)	157,094.00	(298,465)	157,093	(314,409)	211,149
A01552	Other Infrastructure	992,749.33		1,057,530		1,148,170	
A01551	Less Accumulated Depreciation	(195,887.18)	796,862.15	(195,772)	861,758	(219,574)	928,596
TOTAL NON-CURRENT ASSETS			23,289,267.76		23,907,866		24,397,604
NON CURRENT LIABILITIES							
Interest Bearing Liabilities							
L01710	Loan Liability (Debentures)	314,191.10	314,191.10	314,191	314,191	249,927	249,927
Provisions							
L01230	Provision For LSL Non-Current	22,761.00	22,761.00	22,761	22,761	30,087	30,087
TOTAL NON CURRENT LIABILITIES			336,952.10		336,952		280,014
EQUITY			24,137,822.42		23,972,814		24,442,657
EQUITY							
3-8000	Retained Profits (Municipal Accumula	3,584,522.08		3,593,401		3,593,401	
3-8000	Plus nett operating balance	146,276.81		(24,830)		441,466	
L01900	Reserves - Cash Backed	367,208.07		364,428		367,975	
L01911	Reserves - Asset Revaluation	20,039,815.46	24,137,822.42	20,039,815	23,972,814	20,039,815	24,442,657
SUMMARY							
Current Assets			1,303,918.06		482,439		503,064
Non-Current Assets			23,289,267.76		23,907,866		24,397,604
Total Assets			24,593,185.82		24,390,305		24,900,668
Current Liabilities			118,411.30		80,539		177,997
Non-Current Liabilities			336,952.10		336,952		280,014
Total Liabilities			455,363.40		417,491		458,011
EQUITY			24,137,822.42		23,972,814		24,442,657
Variance			0.00		0		0

	PROGRAM / SCHEDULE 4 GOVERNANCE (Continued)	31/05/2010		31/05/2010		2009/10		Variance YTD >10% >5,000
		ACTUAL		YTD BUDGET		BUDGET		
		Revenue	Expend	Revenue	Expend	Revenue	Expend	
		\$	\$	\$	\$	\$	\$	
	Other Governance							
	Operating Revenue							
I045010	Government Grants - Operating	45,000.00		10,000		10,000		35,000
I045011	Government Grants - Non-Operating	0.00		0		0		
I045015	Contributions & Donations	0.00		0		0		
I045020	Reimbursements	4,546.88		1,500		1,500		
I045025	Administration Services (ESL)	3,570.00		3,300		3,300		
I045030	Rents & Leases	872.73		0		0		
I045040	Other Income	0.00		0		0		
I045097	Profit on Disposal of Assets	0.00		0		0		
I045413	Fringe Benefits Tax Refund	0.00		0		0		
I045098	Governance Allocated to Other Progr	0.00		0		0		
	Operating Expenditure							
E045401	Salaries		178,773.95		211,170		230,370	32,396
E045403	Sick Leave		2,754.90		4,350		4,790	
E045404	Annual Leave		22,270.06		0		24,830	(22,270)
E045405	Long Service Leave		0.00		0		3,200	
E045406	Workers Compensation Insurance		6,561.00		6,570		6,570	
E045407	Superannuation		29,053.64		30,600		33,380	
E045408	Relocation Expenses		0.00		0		0	
E045409	Uniforms		1,572.15		2,650		2,650	
E045410	Administration Building Maintenance		16,738.59		21,360		23,300	
E045411	Administration Building Garden Mtce		4,012.90		2,870		3,130	
E045412	Housing Mtce		6,221.09		8,600		9,380	
E045413	Fringe Benefit Tax		5,367.00		6,200		6,200	
E045414	Training		2,510.00		3,800		3,800	
E045415	Printing & Stationery		5,207.75		4,580		5,000	
E045416	Office Equipment Mtce		99.77		200		200	
E045417	Computer Maintenance		17,210.39		18,720		19,280	
E045418	Telephone		5,439.95		5,970		6,420	
E045419	Advertising		2,677.48		1,000		1,000	
E045420	Insurance		4,864.34		4,570		4,570	
E045421	Subscriptions		2,234.56		2,250		2,250	
E045422	Photocopier Supplies		2,676.09		4,125		4,500	
E045424	Postage & Freight		1,775.03		1,620		1,760	
E045425	Legal Expenses		35.00		500		1,000	
E045426	Travelling & Accommodation		2,165.61		2,200		2,200	
E045427	Office Expenses Other		1,976.50		3,212		3,502	
E045428	Conference Expenses		1,602.70		5,106		5,106	
E045429	Sundry Office Furniture & Equipment		520.00		600		650	
E045430	Consultant Fees		16,700.00		15,000		15,000	
E045431	Records Management		142.48		2,000		4,150	
E045432	Accounting Support		0.00		500		1,000	
E045434	Vehicle Running Expenses		7,521.84		5,680		6,200	
E045497	Loss On Disposal Of Asset		0.00		12,030		12,030	12,030
E045498	Governance Allocated to Other Programs		(243,195.00)		(243,195)		(324,260)	
E045499	Depreciation		11,814.28		11,610		23,220	
		-----	-----	-----	-----	-----	-----	
		55,119.61	206,742.06	15,800	252,489	15,800	255,954	

PROGRAM / SCHEDULE 5 LAW, ORDER, PUBLIC SAFETY		31/05/2010		31/05/2010		2009/10		Variance YTD >10% >5,000
		ACTUAL		YTD BUDGET		BUDGET		
		Revenue \$	Expend \$	Revenue \$	Expend \$	Revenue \$	Expend \$	
Fire Prevention								
Operating Revenue								
I051010	Government Grants - Operating	0.00		0		0		
I051011	Government Grants - Non-Operating	0.00		0		0		
I051015	Contributions & Donations	0.00		13,179		13,179		(13,179)
I051030	Fines & Penalties	0.00		0		0		
I051097	Profit on Disposal of Assets	0.00		0		0		
Operating Expenditure								
E051005	Building Maintenance		626.58		13,300		13,300	12,673
E051010	Fire Control Measures		287.11		350		350	
E051015	Brigade Vehicle Maintenance		0.00		0		0	
E051020	Advertising		372.32		410		410	
E051025	Fire Insurance		74.14		80		80	
E051030	Postage & Freight		8.66		100		100	
E051035	District Maps		0.00		0		0	
E051040	General Expenses		150.00		685		700	
E051097	Loss on Disposal of Assets		0.00		0		0	
E051098	Allocation from Governance		2,122.50		2,120		2,830	
E051099	Depreciation		2,023.70		1,305		2,610	
Animal Control								
Operating Revenue								
I052120	Government Grants - Operating	0.00						
I052130	Fines & Penalties	0.00		0		0		
I052155	Impounding Fees	380.00		300		300		
I052165	Impounded Sustenance	0.00		0		0		
I052170	Dog Registrations	201.25		600		600		
I052175	Other Fees & Charges	0.00		0		20		
Operating Expenditure								
E052540	Pound Maintenance		1,448.85		670		730	
E052545	Animal Control		273.62		0		0	
E052550	Advertising		56.59		150		200	
E052555	Postage & Freight		11.29		0		50	
E052565	Registration Disks		0.00		100		100	
E052570	Control Officer Contract		1,235.28		1,875		2,500	
E052598	Allocation from Governance		1,065.00		1,065		1,420	
E052599	Depreciation		3.00		5		10	
Other Law, Order, Public Safety								
Operating Revenue								
I053010	Government Grants - Operating	0.00		0		0		
I053011	Government Grants - Non-Operating	0.00		0		0		
I053035	Emergency Services	0.00		0		0		
I053040	Crime Prevention Plan	1,200.00		1,200		1,200		
Operating Expenditure								
E053005	Emergency Services		0.00		250		500	
E053010	Advertising		0.00		0		100	
E050515	Crime Prevention Plan		0.00		0		0	
E053020	Impounding Vehicles		240.00					
E053098	Allocation from Governance		0.00		0		0	
		-----	-----	-----	-----	-----	-----	
		1,781.25	9,998.64	15,279	22,465	15,299	25,990	

PROGRAM / SCHEDULE 7	31/05/2010		31/05/2010		2009/10		Variance YTD >10% >5,000
	ACTUAL		YTD BUDGET		BUDGET		
	Revenue	Expend	Revenue	Expend	Revenue	Expend	
	\$	\$	\$	\$	\$	\$	
HEALTH							
Preventative Services - Meat Inspection							
Operating Revenue							
I072120	Reimbursement - Abattoir	3,505.39		0		0	
I072130	Rents & Leases	2,790.00		2,880		3,380	
Operating Expenditure							
E072105	Meat Inspection Salaries		2,879.99		0		0
E072110	Superannuation		0.00		0		0
E072113	Long Service Leave		0.00		0		0
E072115	Workers Compensation Insurance		891.00		0		0
E072120	Travelling & Laundry		0.00		0		0
E072125	Protective Clothing		0.00		0		0
E072130	Housing - 4 Russell St		13,609.59		14,652		14,912
E072131	Housing - 22 Ridley St		977.31		0		0
E072150	Other		0.00		0		0
E072198	Allocation from Governance		0.00		0		0
Preventative Services - Administration & Inspection							
Operating Revenue							
I073030	Fines & Penalties	620.00		0		0	
I073035	Licenses Other	272.00		270		270	
I073040	Septic Tank Application Fees	0.00		0		0	
I073097	Profit on Disposal of Assets	0.00		0		0	
I073098	Allocation from Governance	0.00		0		0	
Operating Expenditure							
E073105	Salaries		3,206.07		3,000		4,000
E073110	EHO Contractor		0.00		0		0
E073115	Telephone		0.00		0		0
E073120	Advertising		0.00		0		0
E073125	Housing		0.00		0		0
E073130	Legal Expenses		0.00		0		1,000
E073135	Other Minor Expenditure		1,245.45		1,280		1,280
E073197	Loss on Disposal of Assets		0.00		0		0
E073198	Allocation from Governance		14,805.00		14,805		19,740
E073199	Depreciation		0.00		0		0
Preventative Services - Pest Control							
Operating Revenue							
I074020	Reimbursements	0.00		0		0	
I074035	Sale of Insecticide/Pesticide	0.00		0		0	
I074098	Administration	0.00		0		0	
Operating Expenditure							
E074010	Mosquito Control		0.00		0		0
E074098	Allocation from Governance		0.00		0		0
E074099	Depreciation		0.00		0		0
		-----	-----	-----	-----	-----	-----
		7,187.39	37,614.41	3,150	33,737	3,650	40,932

PROGRAM / SCHEDULE 8	31/05/2010		31/05/2010		2009/10		Variance YTD >10% >5,000
	ACTUAL		YTD BUDGET		BUDGET		
	Revenue	Expend	Revenue	Expend	Revenue	Expend	
EDUCATION & WELFARE	\$	\$	\$	\$	\$	\$	
Aged & Disabled							
Operating Revenue							
I081010	Government Grants - Operating	0.00		0		0	
I081011	Government Grants - Non-Operating	0.00		0		0	
I081015	Contributions & Donations	0.00		0		2,000	
I101020	Reimbursements	4,842.03		1,560		3,700	
I081035	Tamma Village Aged Units Rental	41,985.50		44,550		48,614	
Operating Expenditure							
E081005	Tamma Village Aged Units Mtce		45,395.60		51,930		56,650
E081020	Seniors Activities		0.00		0		0
E081098	Allocation from Governance		8,842.50		8,845		11,790
E081099	Depreciation		1,761.50		1,760		3,520
Other Education - TALEC							
Operating Revenue							
I082015	Contributions & Donations	0.00		0		0	
I082016	Alcoa Contribution	0.00		0		0	
I082035	Accommodation Charges	0.00		0		0	
I082040	In Service Fees	0.00		0		0	
I082045	TALEC Bus Hire	0.00		0		0	
I082050	Promotional Material	0.00		0		0	
I082055	Housing Rental	0.00		0		0	
Operating Expenditure							
E082005	Salaries		0.00		0		0
E082010	Superannuation		0.00		0		0
E082020	Annual Leave		0.00		0		0
E082023	Long Service Leave		0.00		0		0
E082025	Workers Compensation Insurance		0.00		0		0
E082030	Relocation Expenses		0.00		0		0
E082033	Uniforms		0.00		0		0
E082035	Shed Mtce		0.00		0		0
E082040	Grounds Mtce		0.00		0		0
E082045	Food/Accommodation		0.00		0		0
E082050	Promotions		0.00		0		0
E082052	Committee Expenses		0.00		0		0
E082055	Minor Expenses		0.00		0		0
E082060	Centre Mtce & Operating		0.00		0		0
E082065	Telephone & Internet		0.00		0		0
E082070	Advertising		0.00		0		0
E082075	Insurance		0.00		0		0
E082080	Postage & Freight		0.00		0		0
E082085	Bus Mtce & Operating		0.00		0		0
E082098	Allocation from Governance		0.00		0		0
E082099	Depreciation		0.00		0		0
Care Of Families & Children							
Operating Expenditure							
E083015	Playgroup		1,350.00		1,350		1,350
E083016	Tammin Primary School		1,320.15		1,370		1,490
		-----	-----	-----	-----	-----	-----
		46,827.53	58,669.75	46,110	65,255	54,314	74,800

	PROGRAM / SCHEDULE 10 COMMUNITY AMENITIES	31/05/2010		31/05/2010		2009/10		Variance YTD >10% >5,000
		ACTUAL		YTD BUDGET		BUDGET		
		Revenue	Expend	Revenue	Expend	Revenue	Expend	
		\$	\$	\$	\$	\$	\$	
	Sanitation - Household Refuse							
	Operating Revenue							
I101110	Government Grants - Operating	0.00		0		0		
I101111	Government Grants - Non-Operating	0.00		0		0		
I101115	Contributions	0.00		0		0		
I101135	Domestic Refuse Collections Fees	14,625.00		14,250		14,250		
I101140	Bulk Service Fees	0.00		0		0		
I101145	Tip Service Fees	39,947.52		43,360		47,300		
	Operating Expenditure							
E101005	Litter Control		0.00		0		0	
E101010	Refuse Site Mtce		34,119.37		35,629		38,868	
E101020	Commercial Refuse Collection		0.00		0		0	
E101025	Street Bin Refuse Collection		3,828.13		3,820		4,170	
E101030	Bulk Service Collection		0.00		0		0	
E101035	Domestic Refuse Collections		10,449.23		11,210		12,170	
E101040	Effluent Dam Site		51.27		0		500	
E101098	Allocation from Governance		7,612.50		7,610		10,150	
E101099	Depreciation		350.20		350		700	
	Town Planning & Regional Development							
	Operating Revenue							
I102135	Town Planning Fees	0.00		0		0		
	Operating Expenditure							
E102105	Control Expenses		1,319.09		250		500	
E102110	Title Fees		0.00		0		0	
E102198	Allocation from Governance		1,065.00		1,065		1,420	
	Other Community Amenities							
	Operating Revenue							
I103110	Government Grants - Operating	0.00		0		0		
I103111	Government Grants - Non-Operating	0.00		0		0		
I103115	Contributions & Donations	0.00		0		0		
I103135	Tabloid Office Rents	0.00		0		0		
I103140	Photocopying Charges	1,255.19		2,200		2,400		
I103145	Facsimile Charges	30.51		10		10		
I103150	Cemetery Charges	1,545.47		1,500		1,500		
I103155	Hire of Community Bus	2,341.32		3,350		3,600		
I103160	Cooinda Centre Rental	960.00		960		1,040		
I103165	Tidy Towns	0.00		0		0		
I103197	Profit on Disposal of Assts	0.00		0		0		
	Operating Expenditure							
E103120	Public Toilets		4,196.72		3,440		3,750	
E103125	Community Bus		988.92		1,921		2,061	
E103130	Grave Digging		1,725.44		1,000		1,000	
E103135	Cemetery		1,021.04		1,840		2,000	
E103140	Cooinda Centre		7,442.03		7,420		7,660	
E103145	Tidy Towns		0.00		0		0	
E103155	Insurance		0.00		160		160	
E103160	Tammin Tabloid Building Mtce		384.26		605		660	
E103197	Loss on Disposal of Assets		0.00		0		0	
E103198	Allocation from Governance		0.00		0		0	
E103199	Depreciation		4,946.20		4,946		9,892	
		-----	-----	-----	-----	-----	-----	
		60,705.01	79,499.40	65,630	81,266	70,100	95,661	

	PROGRAM / SCHEDULE 11 RECREATION & CULTURE	31/05/2010		31/05/2010		2009/10		Variance YTD >10% >5,000
		ACTUAL		YTD BUDGET		BUDGET		
		Revenue	Expend	Revenue	Expend	Revenue	Expend	
		\$	\$	\$	\$	\$	\$	
	Public Halls, Civic Centres							
	Operating Revenue							
I111010	Government Grants - Operating	0.00		0		0		
I111011	Government Grants - Non-Operating	0.00		0		0		
I111015	Contributions & Donations	346.25		260		260		
I111020	Reimbursements	0.00		0		0		
I111035	Hall Hire Fees	1,068.18		1,800		1,800		
I111040	Hall Hire Deposits	1,000.00		1,500		1,500		
	Operating Expenditure							
E111005	Tammin Hall Mtce		13,056.54		23,020		24,570	9,963
E111010	Yorkkrakine Hall Mtce		3,802.41		3,555		3,710	
E111015	Tammin Hall Bonds Refunds		900.00		1,500		1,500	
E111020	Tow n Hall RLCIP Funds		22,014.25		19,597		19,597	
E111021	Tow n Hall - R4R		102,967.09		150,000		150,000	
E111022	Kitchen Upgrade RLCIP Round 2		18,807.75		0		0	
E111098	Allocation from Governance		15,570.00		15,570		20,760	
E111099	Depreciation		3,114.30		3,115		6,230	
	Other Recreation & Sport							
	Operating Revenue							
I113010	Government Grants - Operating	0.00		0		0		
I113011	Government Grants - Non-Operating	0.00		0		0		
I113015	Contributions	4,306.27		1,421		1,421		
I113040	Donnan Park Ground Lease Rentals	1,193.18		1,140		1,140		
I113045	Functions & Events	21,867.29		34,100		34,100		(12,233)
I113050	Kadjininy Kep Hire Fees	50.00		250		250		
I113055	Bonds	800.00		200		200		
I113065	Donnan Park Pavilion	300.00		100		100		
I113070	Donnan Park Changerooms	0.00		0		0		
I113075	Other Sundry	368.00		420		450		
I113098	Profit On Disposal Of Assets	0.00		0		0		
	Operating Expenditure							
E113005	Donnan Park Pavilion Mtce		8,864.61		7,707		8,230	
E113010	Donnan Park Changerooms Mtce		2,074.34		2,020		2,200	
E113015	Donnan Park Oval Mtce		54,928.51		47,960		51,960	(6,969)
E113016	Donnan Park RLCIP Funds		0.00		0		0	
E113017	Donnan Park - R4R		23,145.28		30,000		30,000	6,855
E113030	Donnan Park Oval Surrounds Mtce		7,666.06		6,690		7,300	
E113020	Heritage Park Mtce		1,001.21		1,375		1,500	
E113025	Parks, Gardens & Reserves Mtce		20,805.81		16,000		17,450	
E113035	Kadjininy Kep Mtce		43,002.47		48,710		53,140	5,708
E113036	Functions & Events		15,020.16		40,425		40,425	25,405
E113040	Tow n Dam Mtce		0.00		395		430	
E113045	Memorial Park Mtce		4,655.40		5,140		5,600	
E113050	Reserves Mtce		257.20		920		1,000	
E113055	Bow ling Club Mtce		18,180.00		18,180		18,180	
E113060	Golf Club Mtce		3,724.84		2,170		2,170	
E113065	Tennis Club Mtce		308.47		670		730	
E113070	Sports & Recreation Council		6,000.00		7,000		7,000	
E113075	Donnan Park Bonds		400.00		200		200	
E113090	Interest On Loans		9,031.42		9,230		12,050	
E113095	Other Club Insurance		0.00		0		0	
E113097	Loss on disposal of assets		0.00		0		0	
E113098	Allocation from Governance		8,992.50		8,990		11,990	
E113099	Depreciation		34,204.80		33,910		67,820	

	PROGRAM / SCHEDULE 11 RECREATION & CULTURE (continued)	31/05/2010		31/05/2010		2009/10		Variance YTD >10% >5,000
		ACTUAL		YTD BUDGET		BUDGET		
		Revenue	Expend	Revenue	Expend	Revenue	Expend	
		\$	\$	\$	\$	\$	\$	
	Libraries							
	Operating Revenue							
I114115	Contributions & Donations	0.00		0		0		
I114135	Fines & Penalties	0.00		0		0		
I114140	Lost Books	137.00		40		40		
	Operating Expenditure							
E114020	Other Expenses		760.11		932		1,012	
E114025	Postage & Freight		225.42		230		250	
E114030	Library Mice		1,519.50		1,340		1,350	
E114035	Library Book Purchases		114.00		150		150	
E114098	Allocation from Governance		11,175.00		11,175		14,900	
E114099	Depreciation		0.00		0		0	
	Other Culture							
	Operating Revenue							
I115010	Government Grants - Operating	0.00		0		0		
I115011	Government Grants - Non-Operating	0.00		0		0		
I115035	Tammin Tabloid Publication	930.54		880		950		
I115040	Tammin Art Prize	0.00		0		0		
I115015	Contributions & Donations	0.00		0		0		
I115045	History Book Sales	160.00		200		200		
I115055	Yorakine Hall Centenary Celeb	0.00		0		0		
	Operating Expenditure							
E116005	Art Prize		1,740.00		1,500		1,500	
E116010	Municipal Heritage Inventory		0.00		2,500		5,000	
E116015	Tammin Tabloid Publication		1,768.18		2,700		2,800	
E116020	WA Week		350.00		350		350	
E116025	Australia Day		57.46		400		400	
E116030	Anzac Day		41.32		200		200	
E116035	60th Anniversary Celebrations		0.00		0		0	
E116040	Banners In The Terrace		0.00		0		500	
E116045	Carols By Candlelight		725.00		725		725	
E116050	Tammin Awards Night		0.00		600		600	
E116055	Yorakine Hall Centenary Celeb		0.00		0		0	
E116098	Allocation from Governance		0.00		0		0	
E116099	Depreciation		0.00		0		0	
		-----	-----	-----	-----	-----	-----	
		32,526.71	460,971.41	42,311	526,851	42,411	595,479	

PROGRAM / SCHEDULE 12		31/05/2010		31/05/2010		2009/10		Variance
TRANSPORT		ACTUAL		YTD BUDGET		BUDGET		YTD
		Revenue	Expend	Revenue	Expend	Revenue	Expend	>10%
		\$	\$	\$	\$	\$	\$	>5,000
Streets, Roads, Bridges, Depots								
Operating Revenue								
I122011	Direct Grant	40,918.00		40,920		40,920		
I122012	Roads To Recovery Grant	141,150.00		176,440		176,440		(35,290)
I122013	MRWA Road Project Grant	0.00		80,030		106,710		(80,030)
I122014	Black Spot Grant (State)	0.00		0		0		
I122015	Contributions & Donations	2,048.25		1,710		1,710		
I122016	Tow nsite Entry Statements	0.00		0		0		
I122097	Profit on Disposal of Assets	454.55		15,450		15,450		(14,995)
Operating Expenditure								
E122020	Depot Mtce		5,386.29		8,960		9,770	
E122021	Depot - R4R		0.00		3,000		3,000	
E122030	Street Cleaning		7,505.16		9,530		10,400	
E122035	Traffic Signs		3,493.03		7,080		7,730	
E122040	Footpath Mtce		3,334.03		4,080		4,450	
E122060	Street Lighting Utilities		10,082.43		9,115		9,945	
E122065	Street Lighting - R ⁴ R		0.00		10,000		10,000	10,000
E122045	Street Tree Mtce		6,439.70		3,885		3,885	
E122050	Storm Damage		0.00		0		0	
E122055	Road Maintenance		128,794.76		275,930		301,010	147,135
E122070	Advertising		0.00		200		200	
E122075	Interest on Loans		7,676.71		7,660		9,210	
E122080	Culverts/Floodw ays Mtce		0.00		0		0	
E122097	Loss on Disposal of Asset		0.00		0		0	
E122098	Allocation from Governance		25,312.50		25,310		33,750	
E122099	Depreciation		53,478.50		0		290,620	(53,479)
Capital Expenditure								
E122100	Road Construction		445,296.21		469,860		469,860	24,564
E122111	Footpath Construction		123,673.01		70,000		70,000	(53,673)
E122100	Less transferred to Infrastructure		0.00		0		(539,860)	
Traffic Control								
Operating Revenue								
I124020	Reimbursements	0.00		500		1,000		
I124040	DPI Licensing Commission	8,573.16		9,170		10,000		
Operating Expenditure								
E124005	DPI Telephone		718.98		825		900	
E124010	DPI Postage		5.09		0		100	
E124015	DPI Office Expenses		2,445.93		1,000		1,000	
E124098	Allocation from Governance		11,175.00		11,175		14,900	
		-----	-----	-----	-----	-----	-----	
		193,143.96	834,817.33	324,220	917,610	352,230	710,870	

	PROGRAM / SCHEDULE 13 ECONOMIC SERVICES	31/05/2010		31/05/2010		2009/10		Variance YTD >10% >5,000
		ACTUAL		YTD BUDGET		BUDGET		
		Revenue	Expend	Revenue	Expend	Revenue	Expend	
		\$	\$	\$	\$	\$	\$	
	Rural Services							
	Operating Revenue							
I131110	Government Grants - Operating	0.00		0		0		
I131111	Government Grants - Non-Operating	0.00		0		0		
I131135	CDO Contributions & Reimbursements	616.81		0		0		
I131136	CDO Rent	454.55		1,750		1,950		
I131140	Sale of Poisons	0.00		0		0		
	Operating Expenditure							
E131030	CDO Salary		10,242.30		19,548		21,720	9,306
E131025	CDO Superannuation		1,252.61		1,908		2,120	
E131035	CDO Sick Leave		268.39		0		0	
E131040	CDO Annual Leave		0.00		0		2,127	
E131043	CDL Long Service Leave		0.00		0		0	
E131045	CDO Workers Compensation Insurance		614.00		610		610	
E131020	CDO Training		0.00		0		0	
E131050	CDO Uniforms		0.00		540		540	
E131053	CDO Housing - 20 Ridley St		1,835.80		1,730		1,890	
E131054	CDO Housing - 11 Nottage Way		1,512.62		0		0	
E131065	CDO Printing & Stationery		140.27		0		50	
E131070	CDO Promotions		0.00		0		0	
E131075	CDO Subscriptions		127.27		0		250	
E131080	CDO Postage & Freight		0.00		0		0	
E131085	CDO Travel & Accommodation		241.24		0		775	
E131090	CDO Conference		0.00		0		500	
E131095	CDO Insurance		1,873.35		1,880		1,880	
E131055	Noxious Weed Control		0.00		0		0	
E131060	Vermin Control		0.00		0		0	
E131098	Allocation from Governance		17,340.00		17,340		23,120	
E131099	Depreciation		0.00		0		0	
	Tourism & Area Promotion							
	Operating Revenue							
I132010	Government Grants - Operating	0.00		0		0		
I132011	Government Grants - Non-Operating	0.00		0		0		
I132015	Contributions & Donations	0.00		0		0		
I132016	Sale of Postcards	1.82		55		60		
I132020	Entry Statements	0.00		0		0		
I132030	Promotional Material	0.00		0		0		
	Operating Expenditure							
E132010	Entry Statements		973.49		6,810		6,810	5,837
E132020	Area Promotion		1,520.75		7,210		7,210	5,689
E132098	Allocation from Governance		3,187.50		3,190		4,250	
E132099	Depreciation		115.00		115		230	
	Building Control							
	Operating Revenue							
I133035	Building Permits Application Fees	0.00		0		0		
I133040	Other Licenses	0.00		0		0		
I133045	Commissions	0.00		0		0		
I133050	Legal Expenses Recovered	0.00		0		0		
	Operating Expenditure							
E133005	Building Surveyor Contractor		0.00		0		0	
E133010	Advertising		0.00		0		0	
E133015	Legal Expenses		0.00		0		0	
E133098	Allocation from Governance		1,065.00		1,065		1,420	

	PROGRAM / SCHEDULE 13 ECONOMIC SERVICES (continued)	31/05/2010		31/05/2010		2009/10	
		ACTUAL		YTD BUDGET		BUDGET	
		Revenue	Expend	Revenue	Expend	Revenue	Expend
		\$	\$	\$	\$	\$	\$
	Saleyards						
	Operating Revenue						
I134135	Saleyard Rental Fees	0.00		0		0	
	Operating Expenditure						
E134005	Saleyard Maintenance		558.14		600		800
E134098	Allocation from Governance		0.00		0		0
E134099	Depreciation Buildings		125.00		125		250
	Other Economic Services						
	Operating Revenue						
I135035	Standpipe Water Charges	226.18		1,000		1,000	
	Operating Expenditure						
E135005	Standpipe Water Utility		3,290.29		3,710		3,800
E135098	Allocation from Governance		0.00		0		0
		-----	-----	-----	-----	-----	-----
		1,299.36	46,283.02	2,805	66,381	3,010	80,352

	PROGRAM / SCHEDULE 14 OTHER PROPERTY & SERVICES	31/05/2010		31/05/2010		2009/10		Variance YTD >10% >5,000
		ACTUAL		YTD BUDGET		BUDGET		
		Revenue	Expend	Revenue	Expend	Revenue	Expend	
		\$	\$	\$	\$	\$	\$	
	Private Works							
	Operating Revenue							
I141035	General Charges	15,469.66		12,250		13,360		
	Operating Expenditure							
E141035	General Works		8,906.02		9,800		10,690	
E141098	Allocation from Governance		12,397.50		12,400		16,530	
	Public Works Overheads							
	Operating Revenue							
I143035	Rentals	0.00		0		0		
I143015	Contributions & Donations	5,000.00		0		0		
I143020	Reimbursements	1,890.63		0		0		
	Operating Expenditure							
E143005	Salaries		25,726.84		7,840		8,550	(17,887)
E143010	Superannuation		23,363.24		21,780		23,760	
E143020	Salary Sacrifice		0.00		0		0	
E143025	Staff Training		10,334.85		5,975		6,300	
E143030	Sick Pay		2,641.81		4,550		4,960	
E143035	Holiday Pay		2,779.16		10,000		23,300	7,221
E143040	Long Service Leave		6,470.77		0		4,082	(6,471)
E143045	Workers Compensation		8,794.00		9,670		9,670	
E143050	Bonus Pay Scheme		0.00		0		0	
E143055	Protective Clothing		3,412.14		2,800		2,940	
E143060	Occupational Health & Safety		2,145.68		2,300		2,300	
E143065	Superannuation Supervisor		0.00		0		0	
E143070	Subscriptions/Seminars		0.00		0		0	
E143075	Supervisor Training		0.00		0		0	
E143080	Accrued Employees Entitlements		0.00		0		0	
E143085	Office Expenses		994.34		600		650	
E143090	Employee Housing Mtce		0.00		0		0	
E143095	Two Way Mtce		0.00		0		0	
E143105	Telephone		2,557.91		2,764		3,014	
E143110	Insurance		4,750.95		4,750		4,750	
E143115	Fringe Benefits Tax		0.00		1,800		1,800	
E143198	Allocation from Governance		20,115.00		20,115		26,820	
E143299	Less Allocated to Works		(106,574.01)		(100,870)		(110,040)	5,704

	PROGRAM / SCHEDULE 14 OTHER PROPERTY & SERVICES	31/05/2010		31/05/2010		2009/10		Variance YTD >10% >5,000
		ACTUAL		YTD BUDGET		BUDGET		
		Revenue	Expend	Revenue	Expend	Revenue	Expend	
		\$	\$	\$	\$	\$	\$	
	Plant Operating Costs							
	Operating Revenue							
I144020	Reimbursements	593.56		750		750		
I144036	Fuel Tax Credit	3,176.00		3,575		3,900		
	Operating Expenditure							
E144005	Expendable Tools		1,086.70		2,750		3,000	
E144010	Depot Consumables		942.03		1,375		1,500	
E144015	Blades & Points		4,603.11		5,350		5,350	
E144020	Fuels & Oils		65,006.39		91,670		100,000	26,664
E144025	Parts & Repairs		74,569.49		73,330		80,000	
E144030	Tyres & Tubes		8,017.73		19,140		20,880	11,122
E144035	Licenses		16.27		0		2,200	
E144040	Repairs Wages		10,220.80		9,170		10,000	
E144045	Insurance		9,044.47		9,430		9,430	
E144099	Less Allocated to Depreciation		675.20		(25,405)		(50,810)	(26,080)
E144299	Less Allocated to Works		(161,764.45)		(153,405)		(167,350)	8,359
	Salaries & Wages							
	Operating Revenue							
I146020	Reimbursement - Workers Compensa	0.00		0		0		
	Operating Expenditure							
E146010	Gross Salaries & Wages Paid		500,896.50		516,280		563,210	15,384
E146020	Workers Compensation		0.00		0		0	
E146200	Salaries & Wages - Allocated		(500,896.50)		(516,280)		(563,210)	(15,384)
	Unclassified							
	Operating Revenue							
I148010	Government Grants - Operating	0.00		0		0		
I148011	Government Grants - Non-Operating	0.00		0		0		
I148015	Contributions & Donations	22.40		0		0		
I148020	Reimbursements	1,810.72		1,250		1,250		
I148030	Rental Income	36,854.85		29,830		32,540		7,025
I148050	Sale of Land	0.00	0.00	0		0		
I148097	Profit On Disposal of Assets	0.00		0		0		
	Operating Expenditure							
E148100	Other Housing							
E148101	6 Russell St		1,874.39		2,385		2,520	
E148102	9 Nottage Way		1,332.06		1,330		1,410	
E148103	11 Nottage Way		8,788.48		1,330		1,410	(7,458)
E148104	45 Draper St		1,223.61		1,245		1,320	
E148105	22 Ridley St		6,880.29		4,142		4,380	
E148106	4 Russell St		497.79		0		0	
E148107	20 Ridley St		662.04		0		0	
E148109	81 Barrack Rd		14,860.82		10,240		10,600	
E148110	Miscellaneous Land Mtce		0.00		0		0	
E148120	Interest On Loans		230.41		170		170	
E148197	Loss On Disposal Of Assets		0.00		0		0	
E148198	Allocation from Governance		0.00		0		0	
E148199	Depreciation		9,633.50		9,635		19,270	
		-----	-----	-----	-----	-----	-----	
		64,817.82	87,217.33	47,655	80,156	51,800	95,356	
<p><i>That in accordance with section 34(5) of the Local Government (Financial Management) Regulations 1996 a variance percentage of 10% or \$5,000 be adopted for reporting material variances. (Res 149/098 - 20 August 2009)</i></p>								

TRUST FUND		31/05/2010			
		1/07/2009	Receipts	Payments	Balance
		\$	\$	\$	\$
L012651	Abattoir Security Deposit	0.00	11,000.00	(11,000.00)	0.00
L01270	Nomination Deposits	0.00	400.00	(400.00)	0.00
L01271	Housing Bonds	1,540.00	1,680.00	(680.00)	2,540.00
L01273	Tamma Village Bonds	0.00	0.00	0.00	0.00
L01276	Tammin Tourist Promotion	0.00	0.00	0.00	0.00
L01279	Best Memorial Trust	440.64	103.47	0.00	544.11
L01280	Sale of Land - Non Payment Rates	0.00	0.00	0.00	0.00
L01282	Alcoa Area Promotion	0.00	0.00	0.00	0.00
L01284	Prepaid Rates	13,000.00	0.00	(13,000.00)	0.00
	Trust Balance	14,980.64	2,183.47	(14,080.00)	3,084.11
	Trust Fund Cash Management	14,980.64			3,084.11
	Trust Balance	14,980.64			3,084.11
				Variance:	
	Trust Fund Balances Detail				
L012651	Abattoir Security Deposit Detail				
	Great Eastern Abattoir- Security Deposit			11,000.00	
	Great Eastern Abattoir- Security Deposit			(11,000.00)	
L01271	Housing Bonds Detail				
	F-111 Steel - Lot 8 - 9 Nottage Way (transferred from Lot 4 - 1 Nottage Way - March 2004)			340.00	
	D Warner - Lot 9 - 11 Nottage Way (November 2005)			280.00	
	F-111 Steel - Lot 19 - 6 Russell St			0.00	
	Tammin Abattoir - Lot 67 - 22 Ridley St (February 2006)			400.00	
	K Fisher - Lot 120 - 45 Draper St (January 2009)			520.00	
	S Byrnes - 20 Ridley St (14 September 2009)			540.00	
	R Mitchell - 4 Russell St (18 September 2009)			540.00	
	Tammin Abattoir - Lot 67 - 22 Ridley St (February 2006)			(400.00)	
	D Warner - Lot 9 - 11 Nottage Way (November 2005)			(280.00)	
	Great Eastern Abattoir- Lot 67 - 22 Ridley St (January 2010)			600.00	
					2,540.00
L01279	Best Memorial Trust Detail				
	Receipt 20 April 2001			200.00	
	Receipt 16 November 2001			200.00	
	Purchase of painting <i>Yorkrakine Ruins</i> from Tammin Arts Prize 2001 (Val Curtis)			(300.00)	
	Receipt 27 May 2003			200.00	
	Receipt 24 September 2003			200.00	
	Receipt 27 September 2004			200.00	
	Purchase of bark painting <i>Enchantment</i> (Shane Picket)			(100.00)	
	Purchase of painting from Tammin Arts Prize 2006 (Margaret Shenton)			(350.00)	
	Receipt 4 October 2007			91.27	
	Receipt 2 October 2008			99.37	
	Receipt 12 October 2009			103.47	
					544.11
L01270	Nomination Deposits				
	D Martin			80.00	
	S Jefferies			80.00	
	M Greenw ood			80.00	
	M Wheeldon			80.00	
	S Uppill			80.00	
	D Martin			(80.00)	
	S Jefferies			(80.00)	
	M Greenw ood			(80.00)	
	M Wheeldon			(80.00)	
	S Uppill			(80.00)	
					0.00
					3,084.11

BALANCE SHEET DETAIL		31/05/2010		2009/10		Variance To Budget
		ACTUAL		BUDGET		
		Revenue	Expend	Revenue	Expend	
		\$	\$	\$	\$	
A01512	Land					
E168029	Lots 142 & 143 Uppill St - R4R		0.00		15,000	15,000
E168030	Lot 19 Station Rd		7,303.07		0	(7,303)
A01522	Buildings					
E168041	17 Uppill St - House-R4R		0.00		346,500	346,500
E168042	Kadjininy Kep Changerooms - R4R		0.00		100,000	100,000
E168043	Cemetery - Eco Toilet - R4R		350.00		20,000	19,650
E168044	Tennis Courts/BMX Track Shade Shelter - R4R		0.00		5,000	5,000
E168045	Donnan Park-Shade Shelter - R4R		12,644.55		15,000	2,355
E168046	Donnan Park-Covered Way & BBQ - R4R		33,523.08		30,000	(3,523)
A01542	Furniture & Equipment					
E168215	Chamber Ceiling Projector & Screen		1,035.48		3,000	1,965
A01572	Plant & Equipment					
E168516	Statesman Purchase		0.00		52,000	52,000
E168526	6 Wheeler Truck Purchase		316.14		210,000	209,684
E168528	Whipper Snippers & Edger		602.00		1,450	848
E168525	Statesman Disposal	0.00		47,030		
E168527	Mitsubishi FV458 Truck Disposal	16,568.18		67,099		
A01582	Tools					
A0159	Landcare Centre Equipment					
A01533	Infrastructure - Roads					
A0156	Infrastructure - Footpaths					
A01552	Infrastructure - Other					
E168405	Kadjininy Kep Hard Pan & Paths Purchase		0.00		29,200	29,200
E168406	Dam Spillway		0.00		40,000	40,000
E168407	Tourist Information Bay Refurbish		0.00		3,500	3,500
E168408	Skateboard Track - R4R		0.00		86,640	86,640

ROAD CONSTRUCTION						
	CFWD - 08-09		5,343.22		0	(5,343)
FAG	0001 - Station Rd				1,390	1,390
R ² R	0002 - Goldfields Rd (SLK 0.00-4.90 & 5.30-5.60)		32,623.99		39,990	7,366
FAG	0003 - Bungulla North Rd		15,641.14		18,180	2,539
FAG	0004 - Ralston Road		76.91		0	(77)
R ² R	0005 - Tammin South Rd		45,315.82		26,910	(18,406)
FAG	0005 - Tammin South Rd (Bitumen Edges)		1,620.00		1,620	
FAG	0006 - Yorkrakine Rd (SLK 5.10-5.20, 8.90-9.40 & 12		12,399.81		10,000	(2,400)
FAG	0013 - Waltham Rd		11,410.64		33,060	21,649
FAG	0014 - Yorkrakine Rock Rd		12,337.45		13,840	1,503
R ² R/Own	0017 - Leslie Rd				10,000	10,000
FAG	0019 - Chappell Wheeldon Rd		7,620.52		13,070	5,449
R ² R	0022 - Quartermaine Rd (SLK 0.20-1.30 & 2.40-3.60)		14,073.17		17,700	3,627
R ² R	0028 - Quinn Rogers Rd		5,406.49		3,740	(1,666)
R ² R	0031 - Livesey North Rd		9,132.52		6,570	(2,563)
FAG	0032 - Blakiston Rd		12,384.34		10,000	(2,384)
R ² R	0034 - Franklin Rd (SLK 1.00)		27,801.81		20,615	(7,187)
R ² R	0039 - Nelson Rd		12,235.14		9,220	(3,015)
R ² R	0050 - Barrack Rd		11,143.99		12,130	986
FAG	0056 - Hocking Rd		11,454.50		20,000	8,546
FAG	0057 - Youering Rd		10,329.58		12,320	1,990
R ² R	0059 - Rabbit Proof Fence Rd (SLK 0.00-2.7 & 4.00-5		25,962.92		30,770	4,807
RRG/Own	0080 - Tammin Wyalkatchem Rd (SLK 17.76-20.73 &		81,613.55		79,365	(2,249)
RRG/Own	0081 - York Tammin (Goldfields Rd)(SLK 7.10-10.10)		79,368.70		79,370	1
	E122100 Balance		445,296.21	TRUE	469,860	24,564

STATEMENT OF FINANCIAL ACTIVITY	31/05/2010	31/05/2010	2009/10	Variance
	ACTUAL	YTD BUDGET	BUDGET	YTD
	\$	\$	\$	>10% >\$5,000
Operating				
Revenues (Sources)				
Governance	55,119.61	15,800	15,800	39,320
General Purpose Funding	1,566,333.58	1,516,185	1,881,500	50,149
Law , Order, Public Safety	1,781.25	15,279	15,299	(13,498)
Health	7,187.39	3,150	3,650	0
Education and Welfare	46,827.53	46,110	54,314	0
Housing	0.00	0	0	0
Community Amenities	60,705.01	65,630	70,100	0
Recreation and Culture	32,526.71	42,311	42,411	(9,784)
Transport	193,143.96	324,220	352,230	(131,076)
Economic Services	1,299.36	2,805	3,010	0
Other Property and Services	<u>64,817.82</u>	<u>47,655</u>	<u>51,800</u>	<u>17,163</u>
	2,029,742.22	2,079,145	2,490,114	(49,403)
Expenses (Applications)				
Governance	(206,742.06)	(252,489)	(255,954)	45,747
General Purpose Funding	(61,652.06)	(57,765)	(73,255)	0
Law , Order, Public Safety	(9,998.64)	(22,465)	(25,990)	12,466
Health	(37,614.41)	(33,737)	(40,932)	0
Education and Welfare	(58,669.75)	(65,255)	(74,800)	6,585
Housing	0.00	0	0	0
Community Amenities	(79,499.40)	(81,266)	(95,661)	0
Recreation & Culture	(460,971.41)	(526,851)	(595,479)	65,880
Transport	(834,817.33)	(917,610)	(710,870)	82,793
Economic Services	(46,283.02)	(66,381)	(80,352)	20,098
Other Property and Services	<u>(87,217.33)</u>	<u>(80,156)</u>	<u>(95,356)</u>	<u>(7,061)</u>
	(1,883,465.41)	(2,103,975)	(2,048,649)	220,510
Net Operating	146,276.81	(24,830)	441,466	171,107
Adjustments for Non Cash Expenditure & Revenue				
Expenditure & Revenue				
(Profit)/Loss on Asset Disposals	(454.55)	(3,420)	(3,420)	0
Depreciation on Assets	122,245.18	0	435,367	122,245
Increase/(Decrease) in Staff Entitlements	0.00	0	7,326	0
Capital Expenditure and Revenue				
Purchase Land Held for Resale	0.00	0	0	0
Purchase Land & Buildings	(46,517.63)	(531,500.00)	(531,500.00)	484,982
Purchase Plant & Equipment	(918.14)	(263,450.00)	(263,450.00)	262,532
Purchase Furniture & Equipment	(1,035.48)	(3,000.00)	(3,000.00)	0
Purchase Tools	0.00	0	0	0
Purchase Infrastructure Assets - Roads	(445,296.21)	(469,860)	(469,860)	24,564
Purchase Infrastructure Assets - Footpaths	0.00	0.00	(70,000.00)	0
Purchase Infrastructure Assets - Other	(7,919.57)	(72,700.00)	(163,340.00)	64,780
Proceeds from Disposal of Assets	0.00	0	50,450	0
Repayment of Debentures	(69,925.03)	(69,925)	(64,264)	0
Transfers to Reserves (Restricted Assets)	(13,386.11)	0	(14,153)	(13,386)
Transfers from Reserves (Restricted Assets)	0.00	0	0.00	0
Surplus/(Deficit) 1 July Brought Forward	605,471.00	605,471	605,471	0
Estimated Surplus/(Deficit) at Carried Forward	<u>288,540.27</u>	<u>(833,214)</u>	<u>(42,908)</u>	<u>1,121,754</u>

STATEMENT OF FINANCIAL ACTIVITY		31/05/2010 ACTUAL \$	2009/10 BUDGET \$
Note 1. NET CURRENT ASSETS			
Composition of Net Current Asset Position			
CURRENT ASSETS			
Cash - Unrestricted		862,948.72	91,488.00
Cash - Restricted		367,208.07	367,975.00
Receivables		73,761.27	43,601.00
Inventories		<u>0.00</u>	<u>0.00</u>
Total Current Assets		1,303,918.06	503,064.00
LESS: CURRENT LIABILITIES			
Payables and Provisions		<u>(118,411.30)</u>	<u>(177,997.00)</u>
Sub-Total		1,185,506.76	325,067.00
Less: Cash - Reserves - Restricted		<u>(367,208.07)</u>	<u>(367,975.00)</u>
NET CURRENT ASSET POSITION		<u>818,298.69</u>	<u>(42,908.00)</u>
Note 2. VARIANCES - Explanations in relation to material variances as per the financial activity statement			
Revenue			
Governance			
- Unbudgeted 'Forward Capital Works Plan' Grant received.			
General Purpose Funding			
- Unbudgeted RLCIP funding and unbudget interest received.			
Law, Order, Public Safety			
- Grant Application to purchase Water Tank rejected.			
Recreation and Culture			
- Grant Application to Lotterywest - did not receive expected budgeted amount.			
Transport			
- Timing of Main Roads WA recoups and Roads to Recovery Grant.			
Other Property & Services			
- Unbudgeted rent received for 4 Russell and 20 Ridley Street.			
- Unbudgeted income received from private works to provide townsite firebreaks.			
Expenditure			
Governance			
- Wages due to less staff.			
Law, Order, Public Safety			
- Grant Application to purchase Water Tank rejected. Purchase not carried through.			
Education and Welfare			
- Tamma Village - underspent on repairs and maintenance.			
Recreation & Culture			
- Royalties for Regions projects behind schedule.			
Transport			
- Budget and Timing issues.			
Economic Services			
- Budget and Timing issues due to late commencement of CDO			
- Entry Statement works not commenced.			

Note 2. VARIANCES - Explanations in relation to material variances as per the financial activity statement (Cont'd)**Other Property & Services**

- Under allocation of Plant Operating Cost
- Unbudgeted expenditure due to repairs to 11 Nottage Way and 81 Barrack Rd
- Budget and Timing issues with wages.

Capital Expenditure & Revenue

- Purchase of 17 Uppill St behind schedule. (Royalties for Regions)
- Roadworks - budget and timing issues.
- New truck not purchased

STATEMENT OF FINANCIAL ACTIVITY (Cont'd)		31/05/2010	2009/10	Variance
		ACTUAL	YTD BUDGET	YTD
		\$	\$	>10%
				>\$5,000
Explanation of variance in Cash on Hand				
Cash - Unrestricted		862,948.72	73,011.00	789,938
Cash - Restricted		367,208.07	364,428.00	2,780
		1,230,156.79	437,439.00	
		0.00		
		0.00		
		0.00		
		0.00		
		0.00		
		0.00		
		0.00		
		0.00		

STATEMENT OF FINANCIAL ACTIVITY By Nature & Type	Year To Date	2009/10
	31/05/2010	Budget
Revenue		
Rates	636,770.76	636,611
Grant & Subsidies	0.00	
Operating	423,502.75	1,258,440
Non-Operating	700,034.25	283,150
Contr., Reimb. & Donation	27,268.26	29,010
Fees & Charges	178,377.59	215,174
Profit on Asset Disposal	454.55	15,450
Interest Earnings	52,693.20	34,450
Other Revenue	10,640.86	17,830
Total Revenue	2,029,742.22	2,490,115
Expenditure		
Employee Costs	(541,984.68)	(667,025)
Materials & Contracts	(1,001,917.10)	(597,500)
Insurance Expense	(52,342.36)	(49,663)
Utilities	(94,820.52)	(82,935)
Depreciation	(122,267.64)	(425,720)
Interest Expense	(16,938.54)	(21,430)
Loss on Disposal of Assets		(12,030)
Other Expenses	(53,194.57)	(192,346)
Total Expenditure	(1,883,465.41)	(2,048,649)
Unclassified	0.00	
TOTAL	146,276.81	441,466