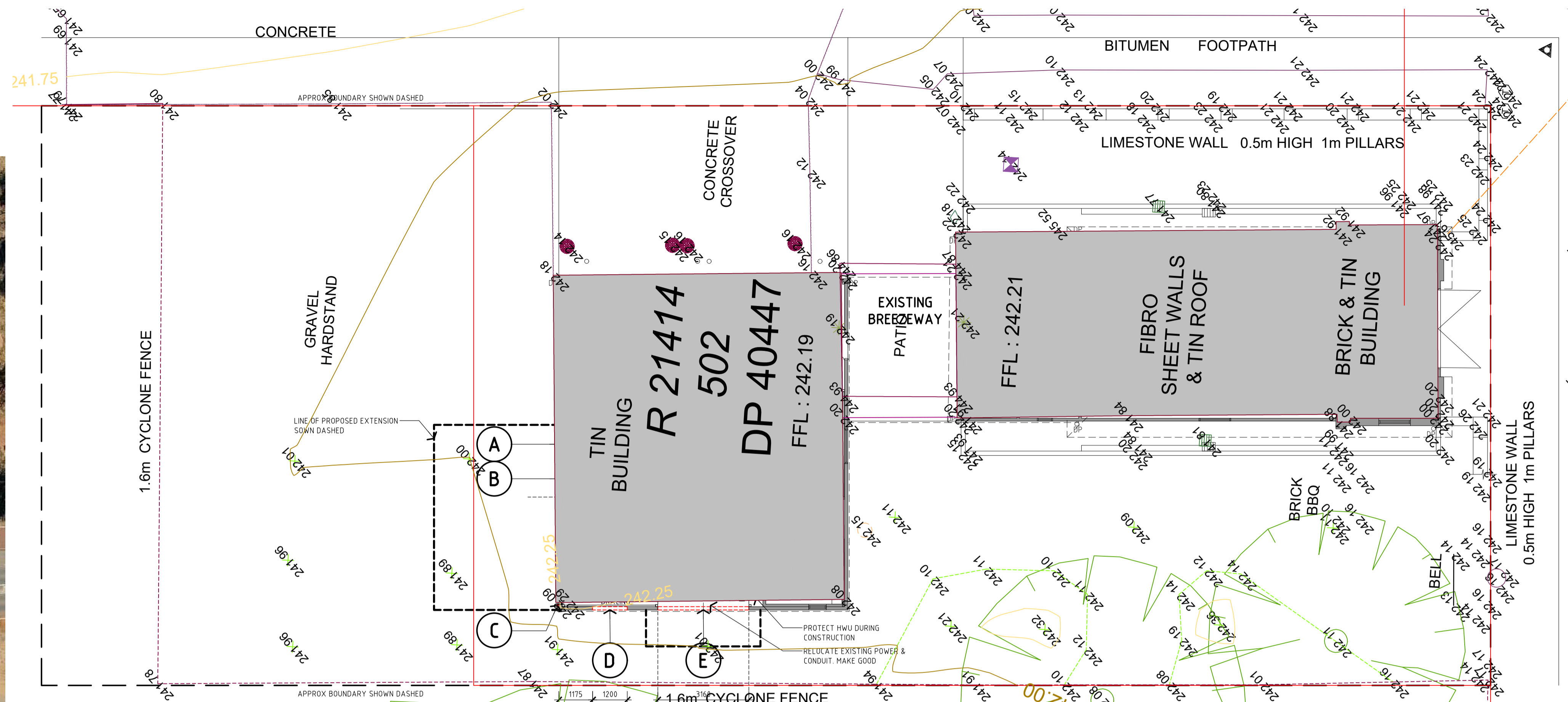


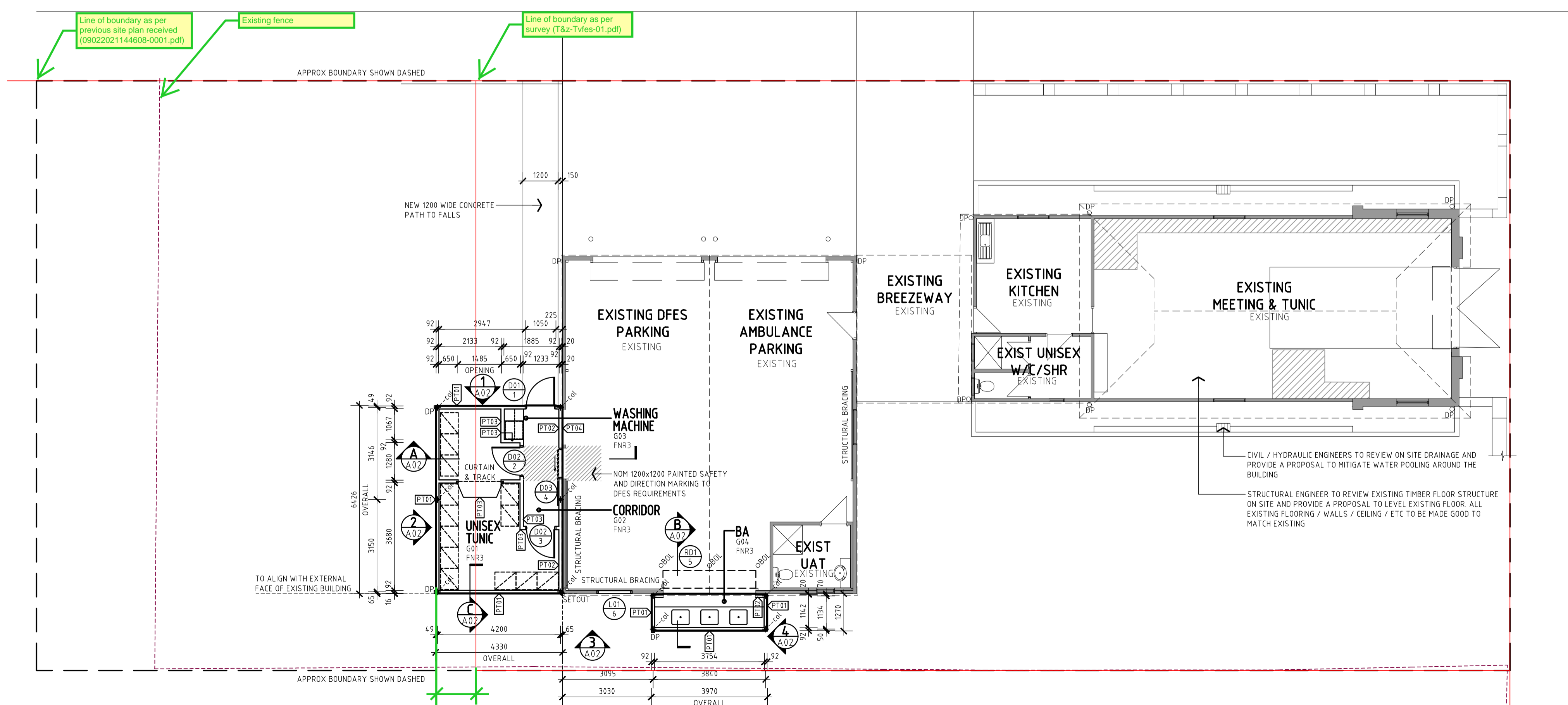
A LOCATION PLAN
NTS



B EXISTING AND DEMOLITION PLAN
SCALE 1:100

DEMOLITION NOTES

- A REMOVE EXISTING LOUVRE AND SECURITY SCREEN FORM NEW OPENING NON 1050W X 2100H TO ALLOW FOR NEW TUNIC ROOM EXTENSION. MAKE GOOD.
- B MODIFY EXISTING DOWN PIPE TO DISCHARGE ON TO NEW ROOF. MAKE GOOD.
- C FORM NEW OPENING 1200W X 1200H FOR NEW VENTILATION LOUVRE. MAKE GOOD.
- D FORM NEW OPENING 3165W X 2700H TO ALLOW FOR NEW BA EXTENSION.



C PROPOSED FLOOR PLAN
SCALE 1:100

LEGEND

- EXISTING TO REMAIN
- NEW WALL
- EXISTING DOOR TO REMAIN
- NEW DOOR

GENERAL NOTES

- ALL DIMENSIONS TO BE CHECK ON SITE PRIOR TO CONSTRUCTION.
- ALL DOORS TO BE SET OUT 110MM FROM THE INTERNAL CORNER UNO (STRUCTURAL FACE).
- ALL WALLS TO BE FULL HEIGHT (UNDERSIDE OF ROOF SHEETING).
- ALL NEW WALLS TO BE PAINTED INTERNALLY AS PER FINISHES SCHEDULE.
- MAKE GOOD TO ALL FABRICS AFFECTED BY SCOPE OF WORKS.
- REFER TO SERVICE CONSULTANT'S DRAWINGS FOR DETAILS ON SERVICES TO BE RELOCATED / REMOVED.
- ALL DIMENSIONS ARE TAKEN FROM THE STRUCTURAL FACE OF THE WALL (IE STUD LINE).

ABBREVIATIONS

- A/C AIR CONDITIONER UNIT
- BOL SURFACE FIXED BOLLARD
- COL COLUMN
- C.O.S CHECK ON SITE
- DP DOWNPIPE TO DISCHARGE INTO STORM WATER
- EX EXISTING
- FW FLOOR WASTE
- HWU HOT WATER UNIT
- LKR 720W X 600W X 1800H TUNIC LOCKER BY OTHER KIND UNLESS NOTED OTHERWISE.
- VP VENT PIPE
- WM WASHING MACHINE BY OTHER

WALL LEGEND

- PT01 16MM VERTICAL CLADDING EXTERNALLY, 92MM STEEL STUDS AT 600 MAX CTRS WITH INSULATION, 13MM IMPACT PLASTERBOARD LINING ONE SIDE.
- PT02 92MM STEEL STUDS AT 600 MAX CTRS WITH INSULATION, 13MM IMPACT PLASTERBOARD LINING ONE SIDE.
- PT03 92MM STEEL STUDS AT 600 MAX CTRS WITH INSULATION, 13MM IMPACT PLASTERBOARD LINING BOTH SIDES.
- PT04 VERTICAL METAL CLADDING TO INFILL EXISTING OPENING PROFILE AND COLOUR TO MATCH EXISTING. ENSURE ALL JOINTS ARE LAPPED AND WATER TIGHT. MAKE GOOD.

RECTIFICATION WORKS

- HATCHED AREA DENOTES LOCATION OF FLOOR RECTIFICATION WORKS. ALLOW FOR CAREFUL REMOVAL OF EXISTING FLOOR BOARDS FOR RE-USE. ONCE FLOOR RECTIFICATION WORKS ARE COMPLETED, MAKE GOOD TO MATCH EXISTING.

REV	DESCRIPTION	DATE	APP
A	ISSUED TO CONSULTANTS	10-08-21	JF


T&Z ARCHITECTS
679 MURRAY STREET WEST PERTH WESTERN AUSTRALIA
T 08 9423 0000 mail@tzt.com.au

Government of Western Australia
Department of Finance
Building and Contracts

ARCHITECTURAL TANKIN V.E.R.S.
LOCATION EXISTING, DEMOLITION AND PROPOSED FLOOR PLAN

DRAWN	DM	DESIGNED	JF	REDUCTION
APPROVED	JF	PRINCIPAL		

T&Z
11-08-2021



SCALE: 1:100 @ A1 DATE: August, 2021 DRAWING No: A01 A

THIS IS A CADD DRAWING DO NOT AMEND MANUALLY. T&Z JOB No. 321009 DRAWING FILE No. TFSA01P5.dwg